

## VC 280 2 (900 471)

- Complete surge protective device for devices with a.c.voltage power supply
- Floating remote signalling contact (break contact) with test option for fault indication
- For installation on printed circuit boards


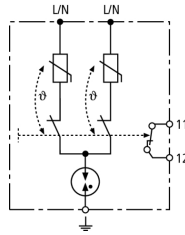
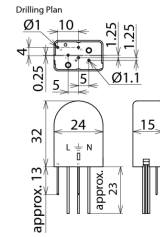


Figure without obligation



Basic circuit diagram VC 280 2



Dimension drawing VC 280 2

Mains module with integrated surge protection and floating break contact for installation into the terminal equipment to be protected.

Type	VC 280 2
Part No.	900 471
SPD according to EN 61643-11 / IEC 61643-11	type 3 / class III
Nominal voltage (a.c.) ( $U_N$ )	230 V (50 / 60 Hz)
Max. continuous operating voltage (a.c.) ( $U_C$ )	280 V (50 / 60 Hz)
Nominal discharge current (8/20 $\mu$ s) ( $I_n$ )	3 kA
Total discharge current (8/20 $\mu$ s) [L+N-PE] ( $I_{total}$ )	5 kA
Combination wave ( $U_{OC}$ )	6 kV
Combination wave [L+N-PE] ( $U_{OC total}$ )	10 kV
Voltage protection level [L-N] / [L/N-PE] ( $U_p$ )	$\leq 1250 / \leq 1500$ V
Response time [L-N] ( $t_A$ )	$\leq 25$ ns
Response time [L/N-PE] ( $t_A$ )	$\leq 100$ ns
Max. mains-side overcurrent protection	B 16 A
Short-circuit withstand capability for max. mains-side overcurrent protection ( $I_{SCCR}$ )	1 kA <sub>rms</sub>
Temporary overvoltage (TOV) [L-N] ( $U_T$ ) – Characteristic	335 V / 5 sec. – withstand
Temporary overvoltage (TOV) [L-N] ( $U_T$ ) – Characteristic	440 V / 120 min. – safe failure
Temporary overvoltage (TOV) [L/N-PE] ( $U_T$ ) – Characteristic	335 V / 120 min. – withstand
Temporary overvoltage (TOV) [L/N-PE] ( $U_T$ ) – Characteristic	440 V / 5 sec. – withstand
Temporary overvoltage (TOV) [L+N-PE] ( $U_T$ ) – Characteristic	1200 V + $U_{REF}$ / 200 ms – safe failure
Fault indication	remote signalling contact (break contact)
Number of ports	1
Operating temperature range ( $U_T$ )	-25 °C ... +40 °C
For mounting on	printed circuit boards
Enclosure material	thermoplastic, red, UL 94 V-2
Place of installation	indoor installation
Degree of protection	IP 20
Dimensions	32 x 24 x 15 mm
Type of remote signalling contact	break contact
Switching capacity (a.c.)	250 V / 0.5 A
Switching capacity (d.c.)	250 V / 0.1 A; 125 V / 0.2 A; 75 V / 0.5 A
Weight	22 g
Customs tariff number (Comb. Nomenclature EU)	85363010
GTIN	4013364067547
PU	1 pc(s)

We reserve the right to introduce changes in performance, configuration and technology, dimensions, weights and materials in the course of technical progress. The figures are shown without obligation.