

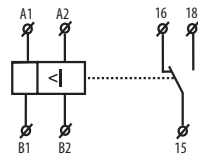
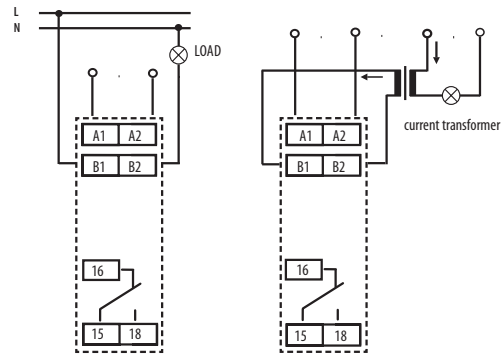
Current monitoring relay PRI-51

Advantages

- To monitor heating of rods in shunts, heating of cables, to indicate current flowing, to monitor consumption of one-phase electrical loads
- 1-phase, 1-module, DIN rail mounting
- Universal supply voltage AC 24 V - 240 V and DC 24 V
- Output contact: 1x changeover 8 A/AC1
- Supply is not galvanically separated from measured current, it must be in the same phase
- Adjustable delay 0,5 - 10 s to eliminate short current peaks
- Fluent adjusting actuating current via potentiometer, choice of 5 ranges: AC 0.1-1 A, AC 0.2-2 A, AC 0.5-5 A, AC 0.8-8 A, AC 1.6-16 A

Connection

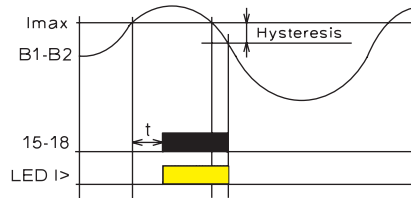
Example connection: PRI-51 with current transformer for current range increase



Technical data

	PRI-51				
Supply circuit					
Supply	A1-A2				
Universal supply	24-240V AC / 24 V DC (50-60 Hz AC)				
Consumption	max 1,5 VA				
Supply voltage tolerance	-15% - +10%				
Measuring circuit					
Load	between B1 - B2				
Current ranges	PRI51/1	PRI51/2	PRI51/5	PRI51/8	PRI51/16
	AC 0.1-1 A	AC 0.2-2 A	AC 0.5-5 A	AC 0.8-8 A	AC 1.6-16 A
Inrush overload <1ms	100 A				
Max. permanent current	1A	2A	5A	8A	16A
Time setting	potentiometer				
Time ranges	0.5 s-10 s.				
Setting accuracy - mechanical	5%				
Time deviation	< 1 %				
Limit values tolerance	5%				
Temperature coefficient	< 0.1 % / °C				
Hysteresis	5%				
Output					
Number of contacts	1 x changeover (AgNi)				
Rated current	8 A / AC1				
Breaking capacity	2500 VA / AC1, 240W / DC				
Output indication	green / red LED				
Controlling					
Operating temperature	-20...+55 °C				
Storage temperature	-30...+70 °C				
Electrical strength	4 kV (supply-output)				
Operating position	any				
Mounting	DIN rail EN 60715				
Protection degree	IP 40 from front panel				
Overvoltage category	III.				
Pollution degree	2				
Max. cable size	2.5 mm ²				
Dimensions	90 x 17,6 x 64 mm				
Standards	EN 60255-6, EN 61010-1				

Functions



Description

