

# TA 100/25 Support anchor 33170



## Areas of application:


For the chased fixing of sheathed cables, flexible tubing and conduits, on and under plasterboard.

## Installation Guide:

- Drill a 6mm Ø hole
- Insert the TA in the drill-hole
- Click the TB onto the TA
- Put flexible pipes under the TB
- Push the TB tight with your thumb
- Cut the end points of the TB to the desired size

## Product details:

Colour	light grey
Content pack/box	100 / 2.400
Shaft length in mm	100
Dowel length in mm	25



## Mounting and usage instructions:

The TB is fixed to the TA support anchor. Several TBs can be fixed to one TA. The fixing of the TBs can be done in several stages.


## Product benefits/properties:

The TB provides a secure hold even with different conduits/cables dimensions. Fast cable placement with no plastering.


## Technical data:

Material	PA 6, UV stabilised Temperature range: -20 °C up to +85 °C silicon-free <b>halogen-free</b>
Weight per piece	3,00 g
Max. recd. load	for TA 100/25: 260 N (26 kg) concrete, full brick, 250 N (25 kg) hollow brick, 100 N (10 kg) aerated concrete
Breaking load	TA 100/25: 369 N (36.9 kg) concrete, 374 N (37 kg) hollow brick, 365.2 N (36.5) full brick, 148.1 N (14.8 kg) aerated concrete

GTIN (EAN)



With the TA in two sizes, Schnabl has in combination with the TB a system for all requirements - on or under plasterboard



Schnabl Stecktechnik GmbH, Bahnhofplatz 1, po box 63, 3100 St. Pölten, Austria  
Telephone +43 2742 22167-0, office@schnabl.works, www.schnabl.works

