

# TA 100 Support anchor 33120



## Areas of application:


For the chased fixing of sheathed cables, flexible tubing and conduits, on and under plasterboard.

## Installation Guide:

- Slide the Support anchor panel TAP on to the Support anchor TA ,
- Mount TAP with screws,
- Click the TB onto the TA
- Put flexible pipes under the TB
- Push the TB tight with your thumb
- Cut the end points of the TB to the desired size

## Product details:

Colour	light grey
Content pack/box	100 / 3.600
Shaft length in mm	100



## Mounting and usage instructions:

The TB is fixed to the TA support anchor. Several TBs can be fixed to one TA. The fixing of the TBs can be done in several stages.

## Product benefits/properties:


The TB provides a secure hold even with different conduits/cables dimensions. Fast cable placement with no plastering.

## Technical data:


Material	PA 6, UV stabilised Temperature range: -20 °C up to +85 °C silicon-free <b>halogen-free</b>
----------	--

Weight per piece 2,60 g

GTIN (EAN) 9 008439 331208



With the TA in two sizes, Schnabl has in combination with the TB a system for all requirements - on or under plasterboard



Schnabl Stecktechnik GmbH, Bahnhofplatz 1, po box 63, 3100 St. Pölten, Austria  
Telephone +43 2742 22167-0, office@schnabl.works, www.schnabl.works

