

DPI CD EXD 230 24 M (929 969)

- Dual surge protection for one 120 / 230 V power supply system and one data interface
- Easy to mount on field devices with a spare cable gland
- For installation in conformity with the lightning protection zone concept at the boundaries from $O_b - 2$ and higher


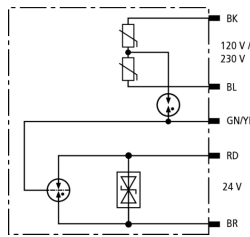
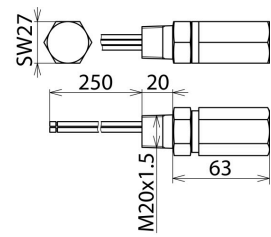


Figure without obligation



Basic circuit diagram DPI CD EXD 230 24 M



Dimension drawing DPI CD EXD 230 24 M

Flameproof surge arrester for the data and power side for protecting one 120 / 230 V power supply system and one 24 V data interface of field devices in potentially explosive areas (zones 1 and 2).

Additional safety due to fault-proof Y circuit for 120 / 230 V power supply systems.

II 2 G Ex d IIC T5/T6 version universally applicable in hazardous zones 1 and 2. Certified to CSA and USA Hazloc standards.

Protection of the data side

Type	DPI CD EXD 230 24 M
Part No.	929 969
SPD class	TYPE 2 P2
Nominal voltage (U_n)	24 V
Max. continuous operating voltage (d.c.) (U_c)	32 V
Max. continuous operating voltage (a.c.) (U_o)	22.6 V
Nominal current at 80 °C (I_n)	0.55 A
D1 Lightning impulse current (10/350 μ s) line-PG (I_{imp})	1 kA
C2 Total nominal discharge current (8/20 μ s) (I_n)	10 kA
C2 Nominal discharge current (8/20 μ s) line-line (I_n)	0.15 kA
Voltage protection level line-line for I_n C2 (U_p)	≤ 58 V
Voltage protection level line-PG for I_n C2 (U_p)	≤ 900 V
Voltage protection level line-line at 1 kV/ μ s C3 (U_p)	≤ 50 V
Voltage protection level line-PG at 1 kV/ μ s C3 (U_p)	≤ 850 V
Capacitance line-line (C)	≤ 25 pF
Capacitance line-PG (C)	≤ 15 pF
Operating temperature range (T_U)	-40 °C ... +80 °C
Degree of protection	IP 67
For mounting on (field / device side)	M20 x 1.5 male thread
Connection	connecting lines (1.3 mm ²)
Length of the connecting line	250 mm
Earthing via	connecting line
Enclosure material	StSt (V4A)
Colour	bare surface
Test standards	IEC 61643-21 / EN 61643-21
Approvals	EACEx, ATEX, IECEx, CCC, CSA & USA Hazloc, SIL
ATEX approvals	KEMA 10ATEX0114 X: II 2 G Ex db IIC T5/T6 Gb
IECEx approvals	DEK 11.0006X: Ex db IIC T5 or T6 Gb
CSA & USA Hazloc approvals (1)	CSA 10.2317168: Ex d IIC T4 ... T6
CSA & USA Hazloc approvals (2)	CSA 10.2317168: Class I Div 1, 2; Class I Zone 1
China Compulsory Certification	CCC No. 2021312304001026
SIL classification	up to SIL3 *)

*) For more detailed information, please visit www.dehn.de.

Protection of the power side

Type	DPI CD EXD 230 24 M
Part No.	929 969
SPD according to EN 61643-11 / IEC 61643-11	type 2 / class II
Nominal voltage (a.c.) (U_N)	120/230 V
Max. continuous operating voltage (a.c.) (U_C)	255 V
Nominal discharge current (8/20 μ s) L-N (I_n)	3 kA
Total discharge current (8/20 μ s) L+N-PE (I_{total})	5 kA
Voltage protection level L-N (U_p)	≤ 1.4 kV
Voltage protection level L/N-PE (U_p)	≤ 1.5 kV
Max. discharge current L-N (I_{max})	3 kA
Max. mains-side overcurrent protection	16 A gG or B 16 A
Short-circuit withstand capability for mains-side overcurrent protection with 16 A gG	6 kA _{rms}
Temporary overvoltage (TOV) L-N (U_T)	335 V / 5 sec.
Temporary overvoltage (TOV) L/N-PE (1) (U_T)	400 V / 5 sec.
Temporary overvoltage (TOV) L/N-PE (2) (U_T)	1200 V+ U_{CS} / 200 ms
Indication of the disconnecter	upstream fuse
Weight	255 g
Customs tariff number (Comb. Nomenclature EU)	85363010
GTIN	4013364127418
PU	1 pc(s)

We reserve the right to introduce changes in performance, configuration and technology, dimensions, weights and materials in the course of technical progress. The figures are shown without obligation.