



Dimension: 182 × 30 × 20mm

Features:

- Constant voltage style power supply
- 180–264VAC input range
- Input with ground wire(FG)
- Small volume, low weight, high efficiency
- Protections : short circuit/over load/over temp
- Cooling by free air convection
- Fully encapsulated with IP67 level
- 100% full load burn-in test
- 2 Years warranty



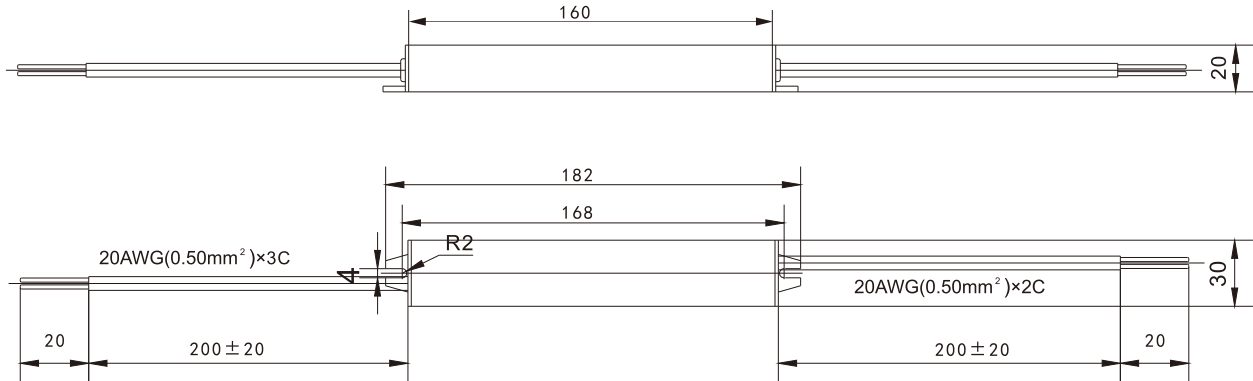
SPECIFICATION

Model		TLPS-12-20	TLPS-24-20	TLPS-36-20
Output	DC voltage	12V	24V	36V
	Voltage tolerance	± 3%	± 2%	± 2%
	Rated current	1.7A	0.85A	0.6A
	Current range	0 ~ 1.7A	0 ~ 0.85A	0 ~ 0.6A
	Rated power	20.4W	20.4W	21.6W
	Ripple&noise	100mVp-p	100mVp-p	150mVp-p
	Setup, rise, hold up time	800ms,20ms,24ms/230VAC		
Input	Voltage range	180 ~ 264VAC 47 ~ 63Hz, 235 ~ 373VDC		
	AC current	0.28A/230VAC		
	Efficiency	79%	81%	82%
	Inrush current	Cold start30A/230VAC		
	leakage current	< 0.5mA/240VAC		
Protection	Overload	Rated output power135% ~ 175%Start overload protection		
		Protection type: hiccup mode, auto-recovery after fault condition is removed		
	Over temperature	When temperature of transistor inner node is over 150°C ± 10°C,Start over temp protection		
		Protection mode: cutoff output, auto-recovery after temperature become normal		
Environment	Working temp, humidity	-20°C ~ +60°C;20% ~ 90%RH(Please refer to "derating curve")		
	Storage temp, humidity	-40°C ~ +85°C;10% ~ 95%RH Non-condensing		
	Withstand vibration	10 ~ 500Hz, 2G 10min./1Cycle, Period for 60min, Each axes		
Safety	Withstand voltage	I/P-O/P: 1.5KVAC		
	Isolation resistance	I/P-O/P: 100M Ohms/500VDC		
Fit standard	Safety standard	Fit UL1012,TUV EN60950-1, IP67		
	EMC Standard	Fit EN55022, EN55024,CLASSA		
Others	Weight/Dimension	0.22kg 182*30*20 (L*W*H)		
	Packing	0.22kg/100pcs/22kg/0.03m³/1.06CUFT		

Note: 1. All parameters NOT specially mentioned are measured at 230VAC input, rated load and 25°C of ambient temperature.
 2. Ripple & noise are measured at 20MHz of bandwidth by using a 12" twisted pair-wire terminated with a 0.1uf & 47uf parallel capacitor.
 3. Tolerance : includes set up tolerance, line regulation and load regulation.

Mechanical specification

Unit:mm

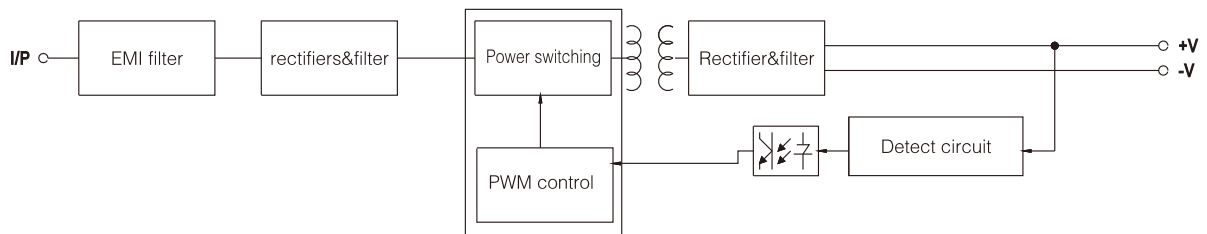


lead-out wire assignment

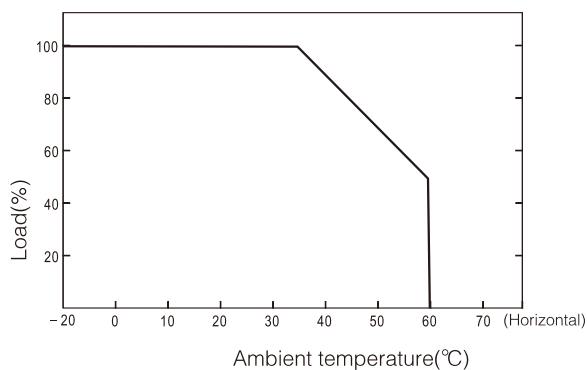
Input(Black three-core)		Output (Black two-core)	
Brown	AC/L	Red	DC OUTPUT +V
Blue	AC/N	Black	DC OUTPUT -V
Yellow-green	FG \perp		

Block diagram

Frequency: 60KHz



Derating curve



Static characteristic

