



Hlavní parametry

Doplňěk

Životní prostředí

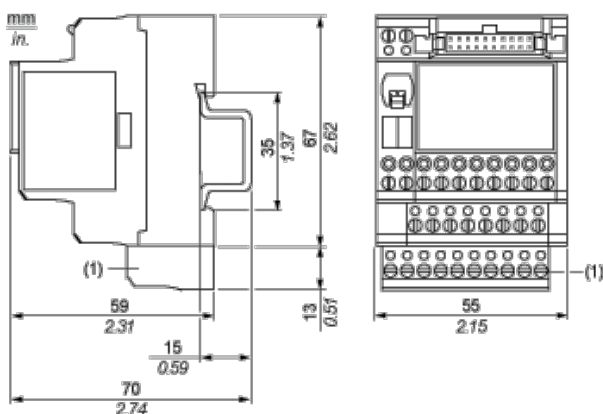
Nabídka udržitelnosti

udržitelný stav nabídky	Výrobek Green Premium
RoHS	Vyhovuje - od 0841 - Prohlášení o shodě Schneider Electric
REACH	Odkaz neobsahuje SVHC nad mezní hodnotou
dokument o ekologickém profilu	Dostupný
instrukce o ukončení životnosti výrobku	Dostupný

Contractual warranty

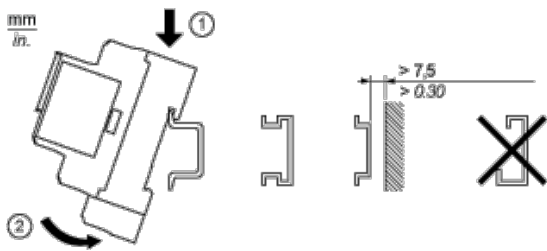
Záruční lhůta	18 měsíců
---------------	-----------

Dimensions

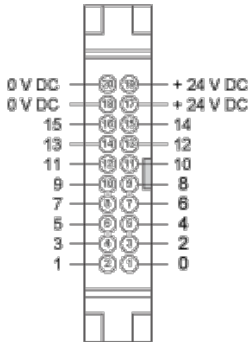


(1) ABE7BV10

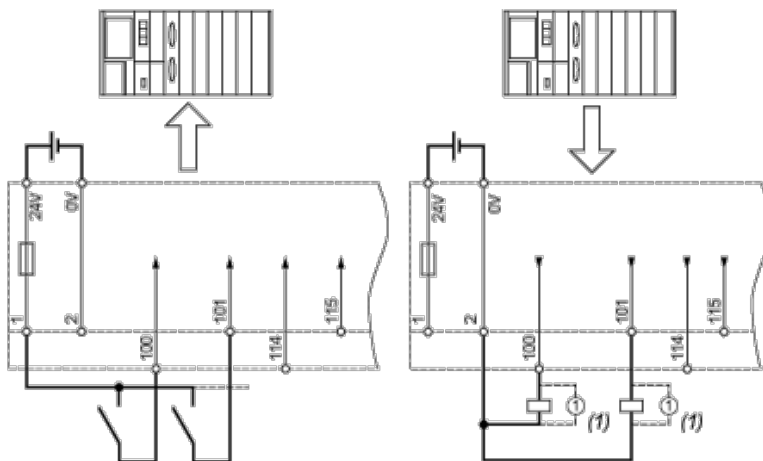
Mounting



HE10 16 Channels



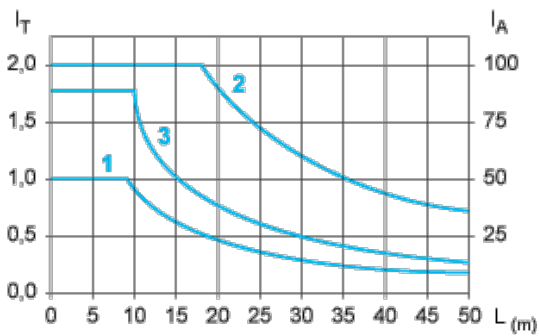
Wiring Diagram



(1) Inductive load

Curves for Determining Cable Type and Length According to the Current

16-channel Sub-base



L Cable length

I_T Total current per sub base (A)

I_A Average current per channel (mA)

- (1) TSXCDP••2 and ABFH20H••0 cables with c.s.a. 0.08 mm² (AWG 28).
- (2) TSXCDP••3 cables with c.s.a. 0.34 mm² (AWG 22).
- (3) Cables with c.s.a. 0.13 mm² (AWG 26).

The curves are given for a voltage drop of 1 V in the cable. For n volts tolerance, multiply the length determined from the graph by n.