

switch disconnecter 3VA1 IEC frame 160 3-pole SD100, In=160A  
without overload protection w/o short-circuit protection clamp  
connection



Model	
product brand name	SENTRON
product designation	Switch disconnecter
Product version	in MCCB design
number of poles	3
design of the auxiliary release	without
Auxiliary contact version	Without
General technical data	
Tension assignée d'isolement $U_i$	800 V
Max. rated operational voltage $U_e$ with AC 50/60Hz	690 V
Max. rated operational voltage $U_e$ with DC	500 V
power loss [W] / maximum	38 W
mechanical service life (switching cycles) / typical	15 000
product function	
• communication function	No
net weight	800 g
Current	
Courant permanent assigné $I_u$	160 A

short-time withstand current (I <sub>cw</sub> )	
<ul style="list-style-type: none"> <li>• limited to 1 s</li> </ul>	2 kA
operating current	
<ul style="list-style-type: none"> <li>• at 40 °C</li> </ul>	160 A
<ul style="list-style-type: none"> <li>• at 45 °C</li> </ul>	160 A
<ul style="list-style-type: none"> <li>• at 50 °C</li> </ul>	160 A
<ul style="list-style-type: none"> <li>• at 55 °C</li> </ul>	158 A
<ul style="list-style-type: none"> <li>• at 60 °C</li> </ul>	155 A
<ul style="list-style-type: none"> <li>• at 65 °C</li> </ul>	153 A
<ul style="list-style-type: none"> <li>• at 70 °C</li> </ul>	150 A

### Mechanical Design

Height	130 mm
Width	76.2 mm
depth	70 mm

### Connections

arrangement of electrical connectors / for main current circuit	Front terminal
type of electrical connection / for main current circuit	Terminal connection

### Auxiliary circuit

product component	
<ul style="list-style-type: none"> <li>• undervoltage release</li> </ul>	No
<ul style="list-style-type: none"> <li>• voltage trigger</li> </ul>	No
<ul style="list-style-type: none"> <li>• undervoltage release with leading contact</li> </ul>	No
<ul style="list-style-type: none"> <li>• trip indicator</li> </ul>	No
number of CO contacts / for auxiliary contacts	0

### Accessories

product extension / optional / motor drive	Yes
--	-----

### Environmental conditions

protection class IP / on the front	IP40
ambient temperature	
<ul style="list-style-type: none"> <li>• during operation / minimum</li> </ul>	-25 °C
<ul style="list-style-type: none"> <li>• during operation / maximum</li> </ul>	70 °C
<ul style="list-style-type: none"> <li>• during storage / minimum</li> </ul>	-40 °C
<ul style="list-style-type: none"> <li>• during storage / maximum</li> </ul>	80 °C

### Certificates

reference code / acc. to DIN EN 81346-2	Q
---	---

General Product Approval	EMC	Declaration of Conformity
--------------------------	-----	---------------------------



CCC



VDE

[Miscellaneous](#)



RCM



EG-Konf.

Test Certificates	Shipping Approval
-------------------	-------------------

[Miscellaneous](#)

[Special Test Certificate](#)

[Type Test Certificates/Test Report](#)



ABS



BUREAU VERITAS



LRS

Shipping Approval	other
-------------------	-------



RMRS

[CCS / China Classification Society](#)

[Manufacturer Declaration](#)

[Miscellaneous](#)

## Further information

**Information- and Downloadcenter (Catalogs, Brochures,...)**

<http://www.siemens.com/lowvoltage/catalogs>

**Industry Mall (Online ordering system)**

<https://mall.industry.siemens.com/mall/en/en/Catalog/product?mlfb=3VA1116-1AA36-0AA0>

**Service&Support (Manuals, Certificates, Characteristics, FAQs,...)**

<https://support.industry.siemens.com/cs/ww/en/ps/3VA1116-1AA36-0AA0>

**Image database (product images, 2D dimension drawings, 3D models, device circuit diagrams, ...)**

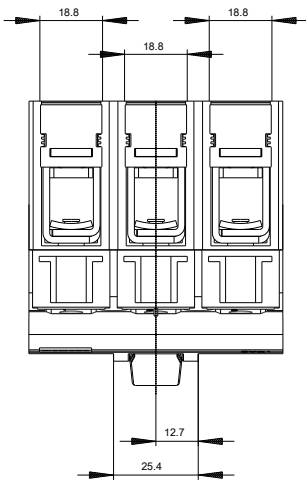
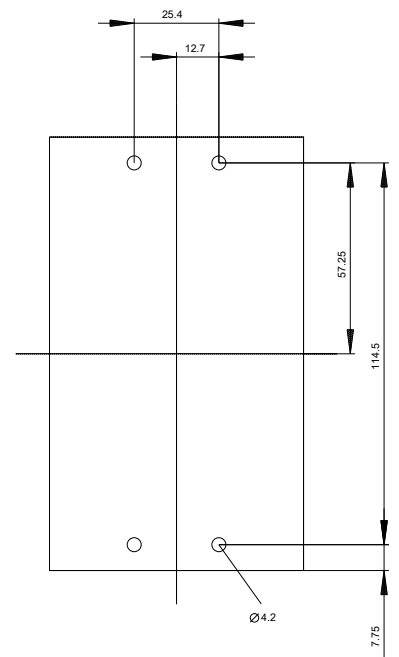
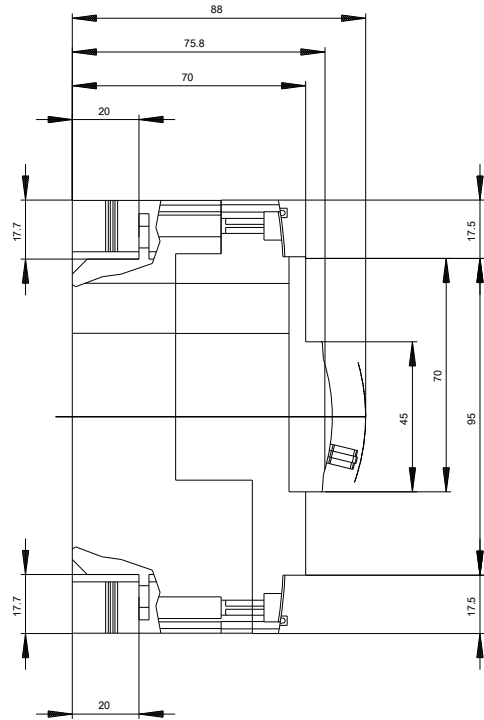
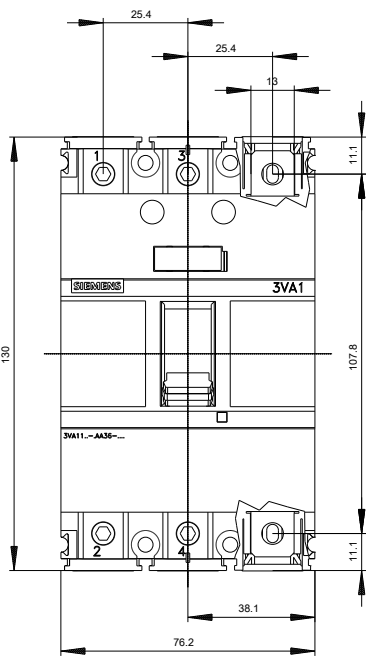
[http://www.automation.siemens.com/bilddb/cax\\_en.aspx?mlfb=3VA1116-1AA36-0AA0](http://www.automation.siemens.com/bilddb/cax_en.aspx?mlfb=3VA1116-1AA36-0AA0)

**CAX-Online-Generator**

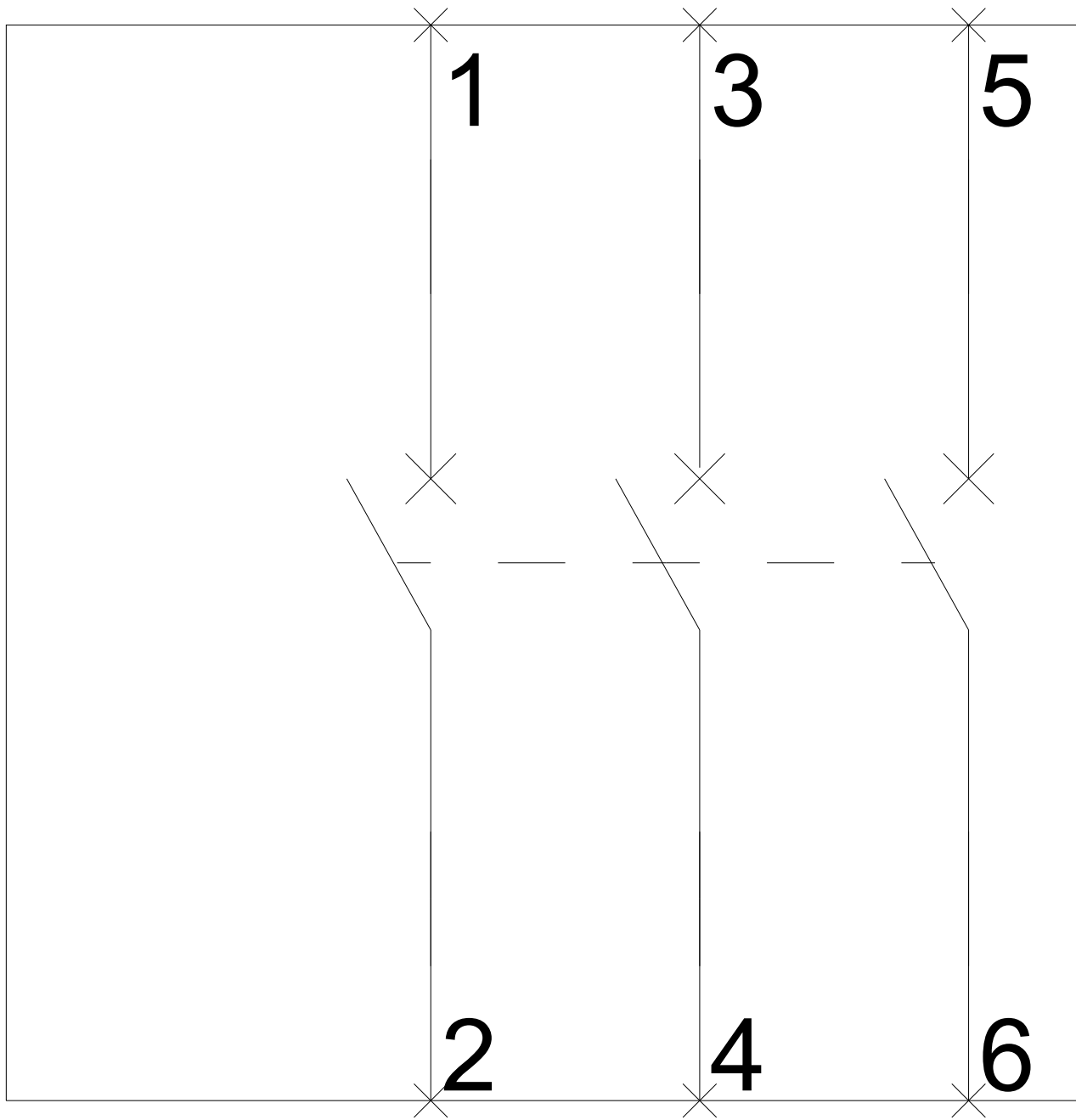
<http://www.siemens.com/cax>

**Tender specifications**

<http://www.siemens.com/specifications>



**-Q**



**last modified:**

11/25/2020