

CENTRIFUGAL ROOF FANS

Series
VENTS VKV



Centrifugal roof fans with vertical air exhaust and with maximum air capacity of up to **4700 m³/h at 50 Hz** and **5130 m³/h at 60 Hz**.

Series
VENTS VKH



Centrifugal roof fans with horizontal air exhaust and with maximum air capacity of up to **4700 m³/h at 50 Hz** and **5130 m³/h at 60 Hz**.

■ **Applications**

Exhaust ventilation system for various premises suitable for roof mounting. Compatible with Ø 200 to 500 mm air ducts. Suitable for any roof types as well as vertical ventilation shafts.

■ **Design**

The fan casing is made of steel with polymeric coating (VENTS VKV and VENTS VKH models), aluminum (VENTS VKVA, VENTS VKHA), galvanized steel (VENTS VKVz, VENTS VKHz).

■ **Motor**

2-, 4- or 6-pole single or three phase asynchronous external rotor motor and impeller with backward curved blades installed on the motor shaft. The motor is equipped with thermal overheating protection with automatic restart as well as ball bearings for long service life. For precise features, safe operation and low noise, each turbine is dynamically balanced while assembly. Motor protection rating IP 44.

■ **Speed control**

Both smooth or step speed control is performed by means of the thyristor or autotransformer controller. Several fans can be connected to one controller in case the total power and operating current do not exceed the rated controller values.

■ **Mounting**

The fan is mounted on the roof directly above the ventilating duct or shaft and is firmly fixed to the flat surface by means of a connecting plate. While mounting VKH fans directly onto the flat roof a supporting block shall be provided to prevent water and snow drops into the vent of the ventilation shaft. Electrical connection and installation shall be performed in compliance with the manual and circuit diagram on the terminal box. For connection of the fans to round air ducts use the following accessories: KKV damper, GVK flexible connector, FKV counter flange. For mounting of the fans to flat surface use the mounting frame RKV.

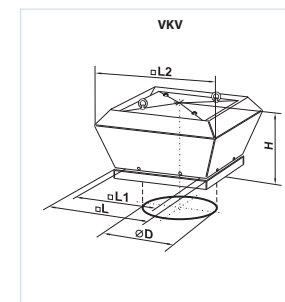
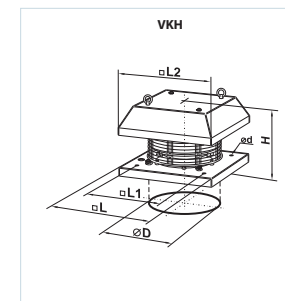


Fan overall dimensions:

Type	Dimensions [mm]						Weight [kg]
	ØD	ød	H	L	L1	L2	
VKH 2E 220	213	10	228	338	245	338	6.9
VKH 2E 225	213	10	228	338	245	338	7.1
VKH 2E 250	285	10	265	425	330	365	10.1
VKH 2E 280	285	10	265	425	330	365	10.2
VKH 4E 310	285	10	300	438	330	400	10.2
VKH 4D 310	285	10	300	438	330	400	10.2
VKH 4E 355	438	12	348	598	450	550	15.6
VKH 4D 355	438	12	325	598	450	550	15.6
VKH 4E 400	438	12	348	598	450	550	21.0
VKH 4E 450	438	12	400	668	535	640	22.7
VKH 4D 400	438	12	323	598	450	550	22.0
VKH 4D 450	438	12	400	668	535	640	22.7
VKH 6E 500	438	12	465	668	535	640	26.6

Fan overall dimensions:

Type	Dimensions [mm]					Weight [kg]
	ØD	H	L2	L1	L	
VKV 2E 220	213	275	460	245	338	8.9
VKV 2E 225	213	275	460	245	338	9.6
VKV 2E 250	285	275	520	330	425	12.0
VKV 2E 280	285	275	520	330	425	12.7
VKV 4E 310	285	330	560	330	438	17.8
VKV 4D 310	285	330	560	330	438	17.8
VKV 4E 355	438	420	783	450	598	22.0
VKV 4D 355	438	420	783	450	598	22.0
VKV 4E 400	438	420	783	450	598	27.5
VKV 4E 450	438	454	872	535	668	30.0
VKV 4D 400	438	420	783	450	598	27.5
VKV 4D 450	438	454	872	535	668	30.0
VKV 6E 500	438	454	872	535	668	33.8



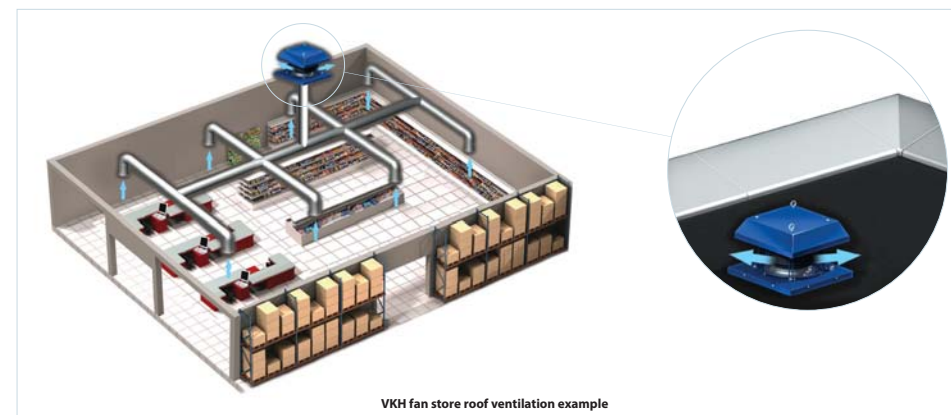
Designation key:

Series and modification	Casing material	Motor modification		Turbine standard size
		Number of poles	Phase	
VENTS VKV – vertical air exhaust	_ steel with polymeric coating	2	E – single phase	220; 225; 250; 280;
VENTS VKH – horizontal air exhaust	A – aluminum	4	D – three phase	310; 355; 400; 450;
	z – galvanized steel	6		500

Accessories



page 210 page 211 page 211 page 378 page 378 page 442 page 446 page 461 page 462 page 466 page 467



FAN SERIES
VENTS
VKV/VKH

CENTRIFUGAL ROOF FANS

Technical data:

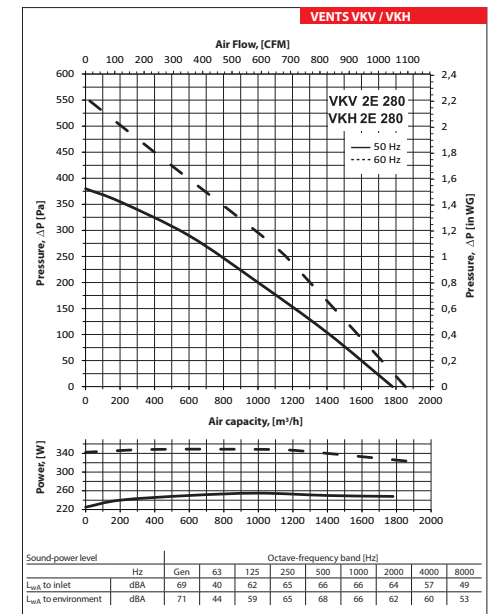
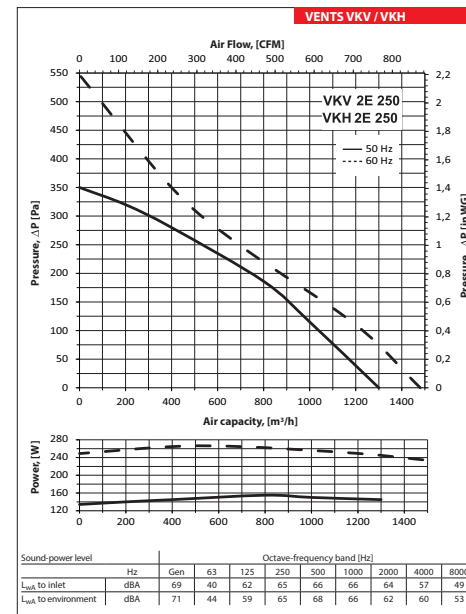
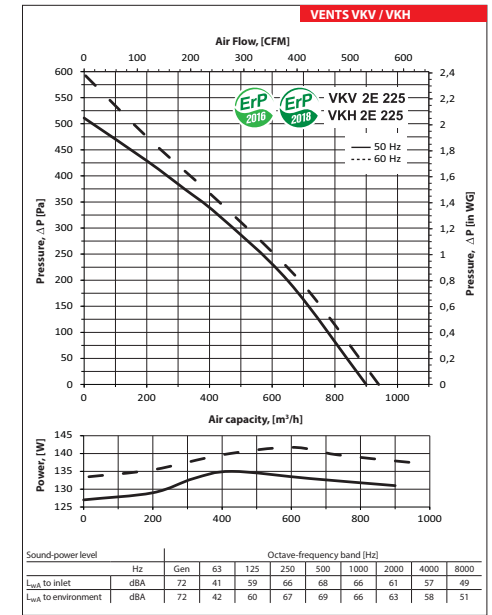
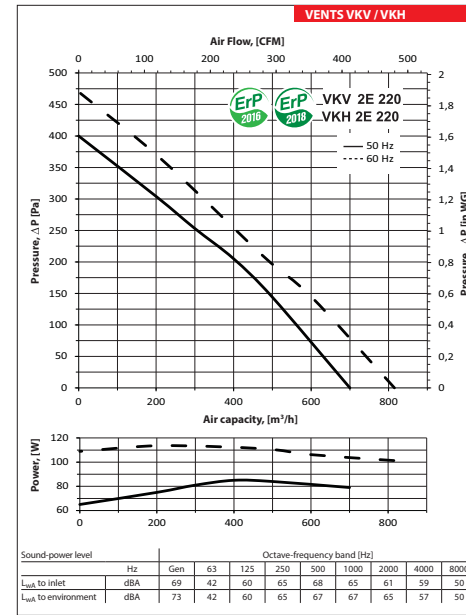
	VKV / VKH 2E 220		VKV / VKH 2E 225		VKV / VKH 2E 250		VKV / VKH 2E 280	
Voltage [V]	1~ 220-240		1~ 220-240		1~ 220-240		1~ 220-240	
Frequency [Hz]	50	60	50	60	50	60	50	60
Power [W]	85	111	135	142	155	265	225	348
Current [A]	0,38	0,44	0,6	0,65	0,7	1,15	1,0	1,51
Max. air capacity [m³/h]	700	815	900	940	1300	1480	1780	1855
RPM [min⁻¹]	2700	2810	2650	2830	2600	2640	2700	2790
Noise level at 3 m [dBA]	49	51	49	51	65	70	66	69
Max. transported air temperature [°C]	55	50	55	50	50	50	50	50
SEC class	B	B	B	B	-	-	-	-
Protection rating	IP X4		IP X4		IP X4		IP X4	

Technical data:

	VKV / VKH 4E 310		VKV / VKH 4D 310		VKV / VKH 4E 355		VKV / VKH 4D 355	
Voltage [V]	1~ 220-240		3~ 400		1~ 220-240		3~ 400	
Frequency [Hz]	50	60	50	60	50	60	50	60
Power [W]	120	183	110	172	245	305	170	235
Current [A]	0,54	0,79	0,32	0,32	1,12	1,34	0,52	0,5
Max. air capacity [m³/h]	1820	1880	1950	2030	2800	2920	2350	2570
RPM [min⁻¹]	1370	1420	1400	1480	1420	1530	1400	1600
Noise level at 3 m [dBA]	45	46	53	54	46	49	53	55
Max. transported air temperature [°C]	85	50	65	50	50	50	70	50
Protection rating	IP X4		IP X4		IP X4		IP X4	

Technical data:

	VKV / VKH 4E 400		VKV / VKH 4D 400		VKV / VKH 4E 450		VKV / VKH 4D 450		VKV / VKH 6E 500	
Voltage [V]	1~ 220-240		3~ 400 Δ		3~ 400 Y		1~ 220-240		400 Y	
Frequency [Hz]	50	60	50	60	50	60	50	60	50	60
Power [W]	480	665	515	750	385	515	640	470	385	475
Current [A]	2,4	2,99	1,41	1,44	0,7	0,93	3,1	0,82	1,82	2,1
Max. air capacity [m³/h]	3400	3500	3950	4200	3800	3850	3850	4300	4700	5130
RPM [min⁻¹]	1400	1480	1415	1610	1430	1420	1350	1430	880	850
Noise level at 3 m [dBA]	52	53	59	62	52	53	53	53	47	49
Max. transported air temperature [°C]	80	50	-40 +60	-40 +60	-40 +60	-40 +60	50	50	50	40
Protection rating	IP X4		IP X4		IP X4		IP X4		IP X4	



CENTRIFUGAL ROOF FANS

