

KMCCB



KMCCB125 DIN DB18

KMCCB125 DIN DB18	36288	adapter z szyną TH35
KMCCB125 DIN DB24	36289	adapter z szyną TH35
KMCCB-F-125A/AX/L	36293	Pomocný kontakt
KMCCB-F-125A/AL/L	36294	Alarm kontakt
KMCCB-F-125A/UV	36296	Podpěťová spoušť
KMCCB-F-250A/AX/L	36297	Pomocný kontakt
KMCCB-F-250A/AL/L	36298	Alarm kontakt
KMCCB-F-250A/UV	36300	Podpěťová spoušť
KMCCB-F-125A/RL/R	36303	Napěťová spoušť
KMCCB-F-250A/RL/R	36306	Napěťová spoušť
KMCCB200/250 DIN DB18	36307	adapter z szyną TH35
KMCCB200/250 DIN DB24	36308	adapter z szyną TH35
KMCCB DIN ADAPTER UN1	36309	adapter na szynę TH35
KMCCB-PK1-3P	37285	przyłącze kątowe
KMCCB-PK1-4P	37286	przyłącze kątowe
KMCCB-PK2-3P	37287	przyłącze kątowe
KMCCB-PK2-4P	37288	przyłącze kątowe

KMCCB



KMCCB125 DIN DB18



KMCCB125 DIN DB24




KMCCB-F-125A/AX/L




KMCCB-F-125A/AL/L



KMCCB-F-125A/UV



KMCCB-F-250A/AX/L



KMCCB-F-250A/AL/L



KMCCB-F-250A/UV



KMCCB-F-125A/RL/R



KMCCB-F-250A/RL/R



KMCCB200/250 DIN DB18



KMCCB200/250 DIN DB24



KMCCB DIN ADAPTER UN1



KMCCB-PK1-3P



KMCCB-PK1-4P

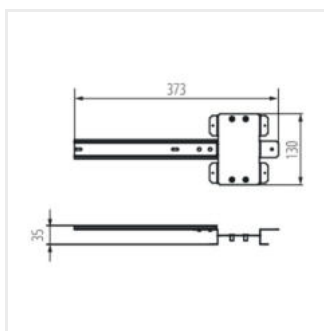


KMCCB-PK2-3P

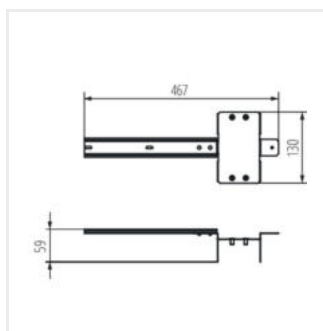
KMCCB



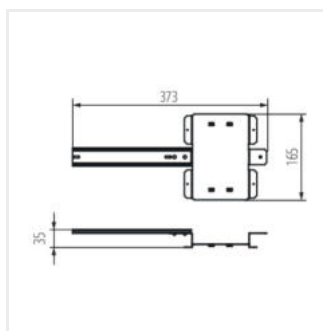
KMCCB-PK2-4P



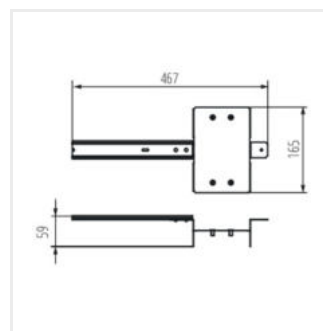
KMCCB125 DIN DB18



KMCCB125 DIN DB24



KMCCB200/250 DIN DB18



KMCCB200/250 DIN DB24