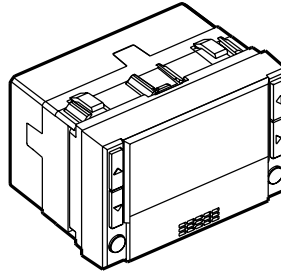
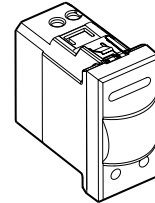


HD4441



HD4451


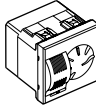
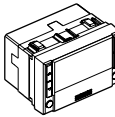





HD4431

1. USE

Electronic and timer thermostats range and passive infrared switches.

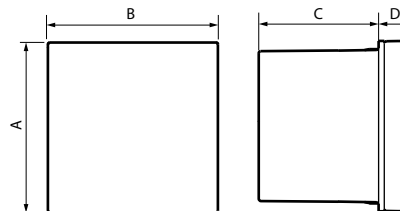
2. RANGE

	Designation	References
	Electronic room thermostat Relay output with 1 switching contact 2 A - 250 Vac Power supply 230 Vac. 2 modules	<input type="checkbox"/> HD4441 <input type="checkbox"/> HC4441 <input type="checkbox"/> HS4441
	Electronic room thermostat with a built-in «summer/winter» changeover switch - Relay output with a C-NO 2 A 250 Vac contact - Power supply 230 Vac. 2 modules	<input type="checkbox"/> HD4442 <input type="checkbox"/> HC4442 <input type="checkbox"/> HS4442
	Daily/weekly electronic chronothermostat for heating and conditioning systems - Backlighted display Power supply with battery 2 x 1.5 V Control possibility by a remote teleactivation and connection with an external temperature probe Output contact in exchange 5 A - 3 modules	<input type="checkbox"/> HD4451 <input type="checkbox"/> HC4451 <input type="checkbox"/> HS4451
	Switch with passive IR movement detector - Variable threshold wilight circuit with possibility to be excluded. Timing circuit for switch-off delay, adjustable from 30 seconds to 10 minutes. Relay output 2 A resistive/2 A inductive. Power supply 230 Vac - 1 module	<input type="checkbox"/> HD4431 <input type="checkbox"/> HC4431 <input type="checkbox"/> HS4431
	Switch with passive IR movement detector - Variable threshold wilight circuit with possibility to be excluded. Timing circuit for switch-off delay, adjustable from 30 seconds to 10 minutes can also be activated with external pushbutton. Relay output 6 A resistive/2 A inductive. With selector 0-A-1 - Power supply 230 Vac. 2 modules	<input type="checkbox"/> HD4432 <input type="checkbox"/> HC4432 <input type="checkbox"/> HS4432
	As above - 110 - 127 Vac.	<input type="checkbox"/> HD4432V127 <input type="checkbox"/> HC4432V127 <input type="checkbox"/> HS4432V127

Index of colours:

- White
- Tech
- Anthracite
- Neutral

3. OVERALL DIMENSIONS (mm)



	A	B	C	D
1 module	45	22.5	33.5	9.5
2 modules	45	45	33.5	9.5
3 modules	45	68	31.5	18.5

4. CONNECTION

Screw clamps:

Terminal capacity: 1.5 mm² / 2.5 mm²

Stripping length (rigid or flexible cable): 9 mm

5. TECHNICAL CHARACTERISTICS

■ 5.1 Protection index

Penetration by solid bodies/liquid: IP 21 D

Impact test: IK 04

■ 5.2 Material characteristics

Material:

- Polycarbonate for mechanism case

- ABS for key cover

Halogen free

UV resistant.

Self extinguishing:

- 850° C / 30 s for insulating parts holding live parts in place.

- 650° C / 30 s for other parts made of insulating materials.

■ 5.3 Climatic characteristics

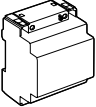

Storage and operating temperatures: + 5° C to + 35° C

6. CLEANING

Surface cleaning with a cloth.
Do not use: acetone, tar remover, trichloroethylene.

Caution: A preliminary test should be carried out if other specific cleaning products are to be used.

7. ACCESSORIES

	Designation	Cat. No.
	GSM telephone actuator - 4 DIN modules	○ F462
	External probe for N/NT/L4450 and N/NT/L4451	○ 3457

7. STANDARDS AND APPROVALS

Compliance with standards of installation and manufacturing.
Refer to e.catalogue.