


19427000	DATA SHEET	
Valid from: 12.09.2022	EPIC® H-A 3 TS	

Description

- Compact housing for power supply in the smallest place.



General Characteristics

Series	H-A 3
Version	Hood
Locking	Bolts for single lever
Cable entry	1x lateral, see table
Cable gland	See table
Protection (DIN EN 60529)	IP 65 (latched)
Protection (NEMA 250, UL50E)	4, 12 (latched)
Temperature Range	-40°C to +100°C, short term up to +125°C

Materials / Surfaces

Housing	PA
Pressure screw	PA
Pressure washer	Steel, zinc-plated
Sealing ring	NBR (Pg 11), CR (M20)
Flammability Class according to UL94	HB

Approvals

VDE-Approval, VDE-REG.-Nr.	B437
UL-Approval, E-File-Number	E75770


Standard

Safety Standard	DIN EN 60529
-----------------	--------------


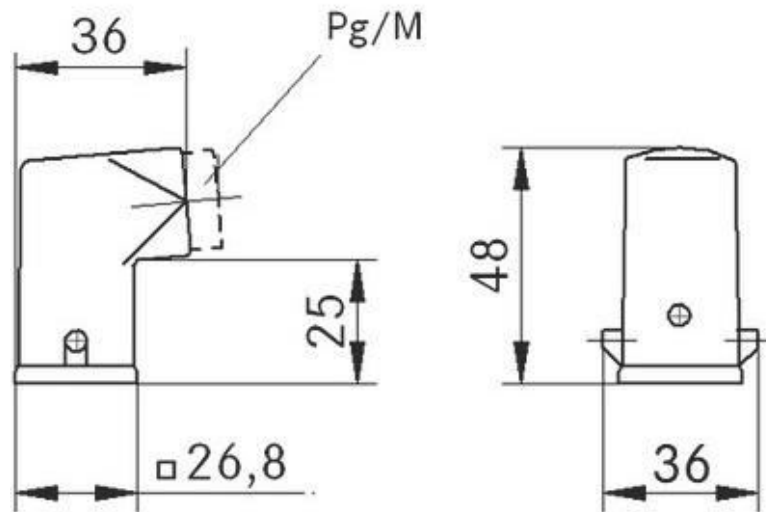
Versions

Article number	Article description	Cable entry	Cable gland	Color
10427000	EPIC® H-A 3 TS 11	Pg 11	No	Grey (RAL 7035)
10427100	EPIC® H-A 3 TS 11 KPL	6,5 - 12 mm	Yes	Grey (RAL 7035)
10427300	EPIC® H-A 3 TS 11 BK	Pg 11	No	Black (RAL 9005)
10620600	EPIC® H-A 3 TS 11 KPL BK	6,5 - 12 mm	Yes	Black (RAL 9005)
19427000	EPIC® H-A 3 TS M20	M20	No	Grey (RAL 7035)
19427300	EPIC® H-A 3 TS M20 BK	M20	No	Black (RAL 9005)

Creator: BEGE1/PDP Released: IVSE1/PDP	Document: DB19427000EN Version: 02	Page 1 of 2
---	---------------------------------------	-------------

19427000	DATA SHEET	
Valid from: 12.09.2022	EPIC® H-A 3 TS	

Technical Drawings



Industrial machinery and plant engineering



Mechanical resistance



Robust



Waterproof

Application range

Machine and equipment manufacturing, control engineering, electronic laboratory

Remark

Photographs are not to scale and do not represent detailed images of the respective products.

Creator: BEGE1/PDP Released: IVSE1/PDP	Document: DB19427000EN Version: 02	Page 2 of 2
---	---------------------------------------	-------------