Description

- Circular connectors for servomotors and power supply
- High power at smallest installation space
- Optimal solution for electric motors
- EMC-optimised design
- Safety use in field environment by high protection class
- Cable clamp for EPIC® POWER M23
- With seal
- Cap Nut
- Contact carrier
- Insulating sleeve
- PE-spring

General characteristics

Series	EPIC® POWER M23 D6 housingtype: screw, cable clamp, cap Nut, inserts
Version	Cable connector, package unit = 1 pcs
Number of poles	Female, 3+PE+4
Connection type	Crimp termination
Temperature range	-25 to +125 °C
Connection cross section for 1 mm contacts	0,14 mm² - 1,0 mm²
Connection cross section for 2 mm contacts	0,5 mm² - 2,5 mm²

Mechanical characteristics

Cycles of mechanical operation	500

Electrical characteristics

Rated voltage for 2 mm contacts	630 V
Rated impulse voltage	6 kV
Rated current	25 A
Rated voltage for 1 mm contacts	250 V
Rated impulse voltage	4 kV
Rated current	7 A
Contact resistance working signal contacts	< 4 mOhm
Contact resistance PE- contact	< 100 mOhm
Degree of soiling	3

Product Variations

Article number	Article	Cable clamping range in [mm]
381166102	EPIC POWER M23 D6 3+PE+4 CF 8,5-11 (1)	8,5 – 11
381166103	EPIC POWER M23 D6 3+PE+4 CF 10,5-15,5 (1)	10,5 – 15,5
381166104	EPIC POWER M23 D6 3+PE+4 CF 7.5-15,5 (1)	7,5-15,5

We reserve all rights according to DIN ISO 16016.
PD 0019/05_04.18EN

Materials and surfaces

Housing	Nickel-plated zinc die-casting
Coupling sleeve	Nickel-plated Copper Alloy
Clamping ring	Spring steel, coated
Cable clamp	PA
Tube sealing ring	CRNBR
O-ring	FKM
Cap Nut	Nickel-plated Copper Alloy
Contact carrier	PA
Insulating sleeve	PA
PE spring	Copper Alloy

Approvals

UL-File-Number	Approval in pending

Standard

Safety Standard	IEC 61984

CE

Technical Drawing

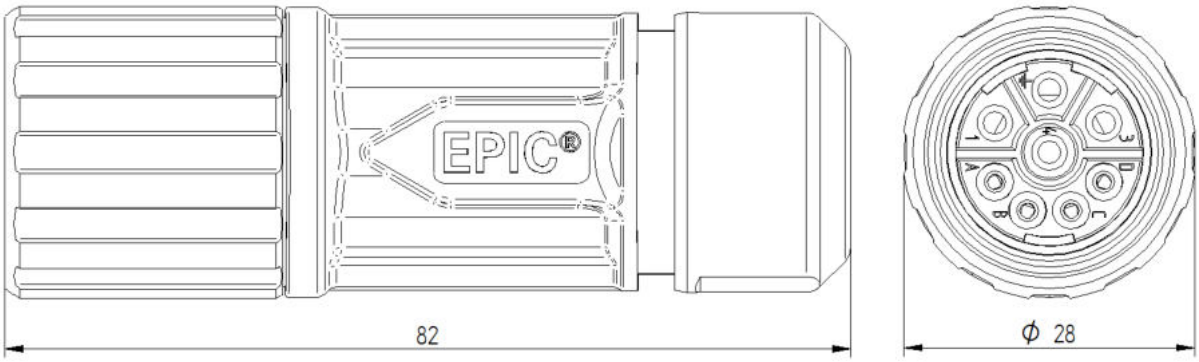

Item	Wrench size
housing	24
Cap nut	26 / 27 (7,5-15,5)

We reserve all rights according to DIN ISO 16016.
PD 0019/05_04.18EN

Good chemical resistance

Corrosion-resistant


Industrial machinery and plant engineering

Mechanical resistance

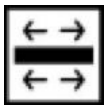
Optimum strain relief

Waterproof

Application range

Plant engineering
Servo drives and servo assemblies

Remark

Photographs are not to scale and do not represent detailed images of the respective products.

We reserve all rights according to DIN ISO 16016.
PD 0019/05_04.18EN