

44423204	<b>DATA SHEET</b>	
Valid from: 26.04.2021	<b>EPIC® H-BE 16 SP / H-BE 16 BP</b>	

## Description

- Inserts of the EPIC® H-BE series are considered classics in the industry and are ideal for use with higher voltages and currents.
- In the EPIC® H-BE series, inserts of different connection types can be combined with each other as desired within the same size (screw, crimp, cage clamp or push-in).
- Push-in connection allows the shortest connection times: Wires with end sleeves can be inserted and contacted completely without tools; to release the contact, simply press the orange button. For stranded wires without ferrules, the button must be pressed to open the spring before insertion or removal.
- The round test socket for 2mm standard measuring tips is positioned in such a way that it is still accessible for a signal test even if the insert is already installed in the panel mount housing.
- Wide range of matching housing variations



## General Characteristics

Series	H-BE 16: 1 -16; 17 - 32
Version 1 - 16	Male: 44423204; Female: 44423205
Version 17 - 32	Male: 44423208; Female: 44423209
Size	16B / 32B (Version 17 - 32)
Conductor	conductor stiff or flexible with cable end-sleeves
Number of Contacts	16 + PE; (32+2xPE)
Connection	Push-In: 0,14-2,5 mm <sup>2</sup>
Temperature Range	-40°C to +100°C, short-term up to +125°C

## Mechanical Characteristics

Cycle of mechanical operation	500
-------------------------------	-----

## Electrical Characteristics

Rated Voltage, IEC	500 V
Rated Voltage, UL & CSA	600 V
Rated Impulse Voltage	6 kV
Rated Current, IEC	16 A
Rated Current, UL & CSA	13 A
Contact Resistance	< 3 mOhm
Degree of Soiling	3

## Materials and Surfaces

Contacts	Copper alloy, hard silver-plated
Insulating Body	PA
Flammability Class according to UL 94	V0


## Approvals

UL-File Number	E75770
----------------	--------

## Standard

Safety Standard	IEC 61984, UL1977, CSA 22.2 182.3
-----------------	-----------------------------------

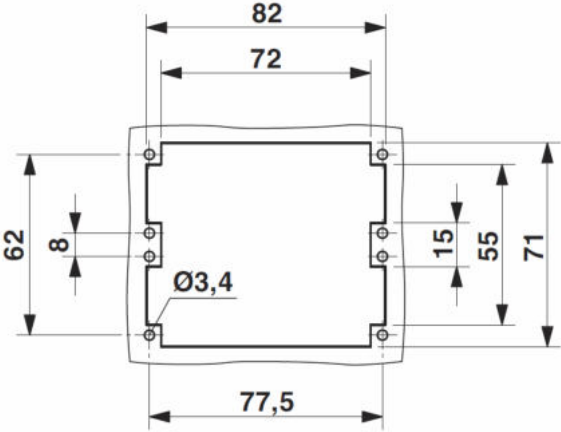
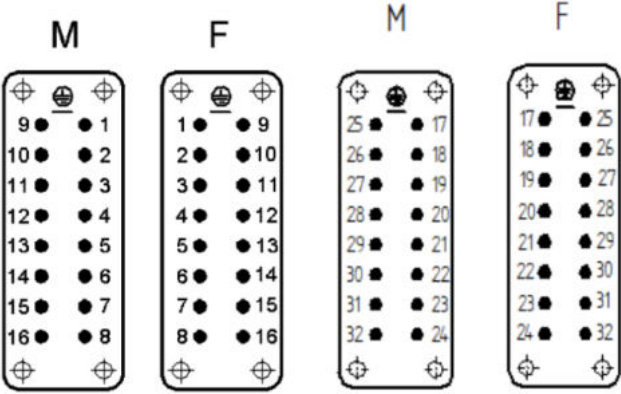
Creator: STKU3/PDP Released: IVSE1/PDP	Document: DB44423204EN Version: 00	Page 1 of 3
---	---------------------------------------	-------------

44423204	<b>DATA SHEET</b>	
Valid from: 26.04.2021	<b>EPIC® H-BE 16 SP / H-BE 16 BP</b>	

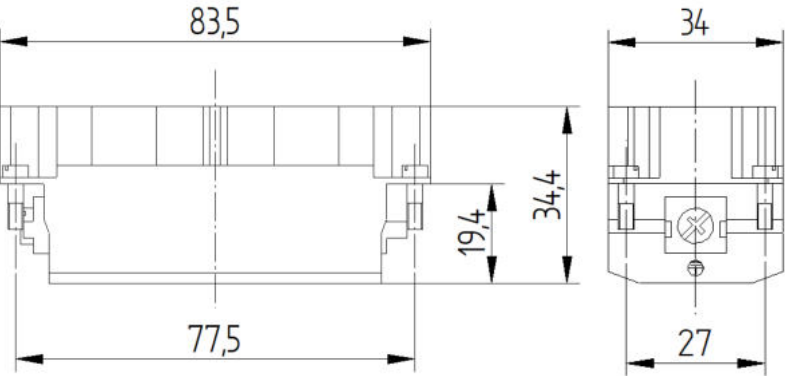
**Technical Drawings**

Pin-arrangement:

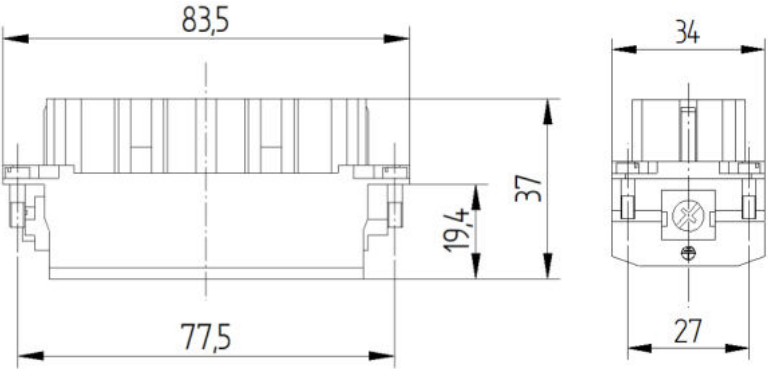
Mounting cutout when used without housing:




**Male part, dimensions**



**Female part, dimensions**



44423204	<b>DATA SHEET</b>	
Valid from: 26.04.2021	<b>EPIC® H-BE 16 SP / H-BE 16 BP</b>	



Robust



Temperature resistant

### Info

Multifunctional insert for versatile applications  
Screw, crimp, cage clamp and Push-In version - freely combinable

### Application range

Mechanical engineering  
Light & sound technology  
Plastics industry

### Remark

Photographs are not to scale and do not represent detailed images of the respective products.



Creator: STKU3/PDP Released: IVSE1/PDP	Document: DB44423204EN Version: 00	Page 3 of 3
---	---------------------------------------	-------------