


22260084	<b>DATA SHEET</b>	
Valid from: 12.09.2019	<b>AB-C5-M12MS-M16-PO-0,5</b>	

## Description

- Sensor/Actuator flush-type socket, 5-pos., A-coded, M12 quick locking
- Front/screw mounting with M16 thread, can be positioned, 0.5 m TPE litz wire, 5 x 0.34 mm<sup>2</sup>



## General characteristics

Number of poles	5
Length of cable	0.5 m
Connection method	Individual wires
Mounting type	Front mounting M16 x 1.5 with locking nut
Status display	No
Coding	A-standard
Degree of protection	IP 67
Ambient temperature (operation)	-25 to +90 °C (-13 to 194 °F) (cable fixed installation) -25 to +85 °C (-13 to 185 °F) (connector)

## Electrical properties

Rated voltage	60 V
Rated current at 40 °C	4 A
Surge voltage category	II
Pollution degree	3
Insulation resistance (min.)	100 MΩ
Contact resistance (max.)	3 mΩ

## Mechanical properties


### Connector

Contact, material	CuZn
Contact surface, material	Ni/Au
Contact carrier, material	PA66
Knurl, material	Zinc die-cast (nickel-plated)
Sealing, material	NBR

### Line

Cable type	TPE litz wire
Conductor, material	Tin plated Cu litz wires
Conductor insulation, material	TPE
Core diameter including insulation	1.2 mm ±0.07 mm
Thickness, insulation	0.21 mm
Wire colours	Black, brown, blue, white, grey
Conductor structure signal line	7 x 0.25 mm
Conductor cross section	0.34 mm <sup>2</sup>
AWG signal line	22
Insulation resistance (min.)	20 MΩ*km
Volume resistance (max.)	57.6 mΩ/m
Nominal voltage, conductor	300 V
Test voltage, conductor	2000 V AC

Creator: MOKO2/PDP Released: IVSE1/PDP	Document: DB22260084EN Version: 02	Page 1 of 2
---	---------------------------------------	-------------

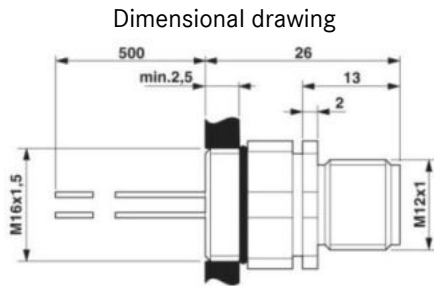
22260084	<b>DATA SHEET</b>	
Valid from: 12.09.2019	<b>AB-C5-M12MS-M16-PO-0,5</b>	

### Standard

M12-connector

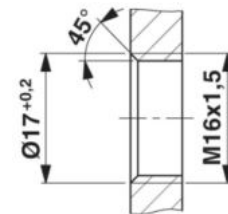
IEC61076-2-101

### Technical drawing



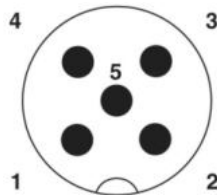
M12 flush-type socket, can be positioned

Dimensional drawing




Housing cutout for M16 fastening thread, mounting panel with thread

Drawing



Pin assignment M12 male connector, 5-pos., A-coded, male side

Circuit diagram



Contact assignment of the M12 plug and the M12 socket

### Application range

Connection of enclosures and cabinets

### Note

Photographs are not true to scale and do not represent detailed images of the respective products.

Creator: MOKO2/PDP Released: IVSE1/PDP	Document: DB22260084EN Version: 02	Page 2 of 2
---	---------------------------------------	-------------