


7027080	DATA SHEET	
valid from: 26.02.2026	ÖLFLEX® TRUCK 470 P FLRY 11Y	

Application

ÖLFLEX® TRUCK 470 P FLRY 11Y are cold flexible, UV resistant PUR hose cables designed for use in commercial vehicles under high mechanical load conditions. Because of ADR approval they are approved for electrical equipment in all trailers and semi-trailers transporting hazardous goods.

The type test approval TÜ.EGG.003-94 was awarded by the TÜV SÜD Auto Service GmbH (EGG: Abbrev. For: Electrical equipment for vehicles transporting hazardous goods).

Design

Design	Based on ISO 6722-1: 2011 + Technical corrigendum 1:2012 ISO 14572 ISO 4141-1, -2 and -3 ISO 19642-7
Certification	TÜ.EGG.003-94 (ADR certificate)
Conductor	fine wire strands of bare copper, acc. to ISO 6722-1, table B.1
Insulation	PVC compound Data pair: PP compound
Core identification code	based on ISO 4141-3
Cable assembly	data cores stranded in pairs cores (optionally with data pair) are stranded in layers
Outer sheath	two layer design: Inner layer: PVC based compound Outer layer: Special polyurethane Colour: black, similar RAL 9005

Electrical properties at 20 °C

Specific volume resistivity	> 20 G Ω x cm
Mutual capacitance	Capacity of data pairs length related between cores: max. 50 pF/m and between each data transmission cores and all other cores in the cable: max. 100 pF/m
Nominal voltage	Max. 60 V DC resp. 25 V AC Max. 60 V DC resp. 30 V AC acc. to ISO 19642-7
Test voltage	2000 V acc. to ISO 14572, clause 5.5

Mechanical and thermal properties

Minimum bending radius	12 x cable diameter
Temperature range	fixed installation: -40 °C up to +85 °C max. conductor temperature Cable Class A acc. to ISO 6722-1 and acc. to ISO 19642-1
Flammability	acc. to ISO 14572, clause 5.21

Tests	acc. to DIN ISO 6722 clause 1 up to 4 (table 3) acc. to DIN ISO 4141 part 1, 2 and 4
--------------	---

General requirements	This product is not in the scope of RoHS acc. to the exception in 2011/65/EU, Article 2.4 (f). This product is not in the scope of Low Voltage directive because it is not in the scope of the voltage given in 2014/35/EU, Chapter 1, Article 1
-----------------------------	---

Environmental information	These cables meet the substance-specific requirements of the EU Directive 2011/65/EU (RoHS).
----------------------------------	--

Creator: LABU / PDC	Document: DB7027080EN	Page 1 of 3
Released: ALTE / PDC	Version: 05	



7027080	DATA SHEET	
valid from: 26.02.2026	ÖLFLEX® TRUCK 470 P FLRY 11Y	

Table 1

Part No.	Dimension [mm ²]	Colour code acc. to cross section	Acc. to ISO connector standard	Outer Ø ca. [mm]
7027080	2 x 1.0	WH/BK	3731/24 S (24V)	6.0
7027081	2 x 1.0	WH/BN		6.0
7027022	3 x 1.0	WH/BN/BU latest ISO version		6.3
7027082	3 x 1.0	BK/BN/BU		6.3
7027083	4 x 1.0	WH/BK/RD/BN		6.8
7027084	5 x 1.0	WH/BN/GN/RD/GY		7.5
7027025	5 x 1.0 + 1 x 2.5	(1.0 mm ²) BN/GN/RD/GY/VT (2.5 mm ²) WH		9.0
7027085	5 x 1.0 + 1 x 2.5	(1.0 mm ²) GN/BN/RD/BU/VT (2.5 mm ²) WH		9.0
7027086	5 x 1.0 + 1 x 2.5	(1.0 mm ²) YE/BK/RD/BU/VT (2.5 mm ²) WH		9.0
7027020	2 x 1.5	WH/BK	3731/24 S (24V)	6.6
7027021	2 x 1.5	WH/BN		6.6
7027038	4 x 1.5	WH/BK/RD/BN		7.6
7027046	2 x 0.75 + 2 x 1.5	(0.75 mm ²) WH/BN (1.5 mm ²) YE/GN		7.2
7027087	6 x 1.5 + 1 x 2.5	(1.5mm ²) BK/YE/RD/GN/BN/BU (2.5mm ²) WH	3731/24 S (24V)	10.3
7027130	7 x 0.75	WH/BK/YE/RD/GN/BN/BU		7.3
7027088	7 x 1.5	WH/BK/YE/RD/GN/BN/BU	3731/24 S (24V)	8.9
7027089	8 x 1.5 + 1 x 2.5	(1.5 mm ²) BK/YE/RD/GN/BN/BU/GY/VT (2.5 mm ²) WH		11.7
7027031	10 x 1.5 + 3 x 2.5 without DP	(1.5 mm ²) YE/GN/BU/BK/BN/RD/PK/GY/ WH-BK/WH-BU (2.5 mm ²) WH/OG/WH-RD	12098 (24V)	14.4
7027091	10 x 1.5 + 3 x 2.5 without DP	white with black numbering (1.5 mm ²) No. 1-3; 5-8; 10-12 (2.5 mm ²) No. 4; 9; 13	11446-1 (12V)	14.4
7027092	2 x 6.0 + 3 x 1.5	(6.0 mm ²) RD/BN (1.5 mm ²) BK/YE/WH	7638-1 (24V) 7638-2 (12V)	12.1
7027024	18 x 1.5	white with black numbering		13.7
7027032	25 x 1.5	white with black numbering		16.1
7027030	10 x 1.5 + 3 x 2.5 + 1x(2 x 1.5) with DP	(1.5 mm ²) YE/GN/BU/BK/BN/RD/PK/GY WH-BK/WH-BU (2.5 mm ²) WH/OG/WH-RD DP (1.5 mm ²) WH-GN/WH-BN	12098 (24V)	14.4
7027090	10 x 1.5 + 3 x 2.5 + 1x(2x1.5) with DP	white with black numbering (1.5 mm ²) No. 1-3; 5-8; 10-12 (2.5 mm ²) No. 4; 9; 13 DP (1.5 mm ²) 14+15	12098 (24V)	14.4
		DP = data pair		

Creator: LABU / PDC	Document: DB7027080EN	Page 2 of 3
Released: ALTE / PDC	Version: 05	

7027080	DATA SHEET	
valid from: 26.02.2026	ÖLFLEX® TRUCK 470 P FLRY 11Y	

Part No.	Dimension [mm ²]	Colour code acc. to cross section	Acc. to ISO connector standard	Outer Ø ca. [mm]
7027093	2 x 6.0 + 3 x 1.5 + 1x (2x1.5)	(6.0 mm ²) RD/BN (1.5 mm ²) BK/YE/WH; (WH-GY/WH-BN)		12.1
7027094	2 x 4.0 + 3 x 1.5 + 1x (2x1.5)	(4.0 mm ²) RD/BN (1.5 mm ²) BK/YE/WH; (WH-GY/WH-BN)		11.9
7027095	2 x 6.0 + 3 x 1.5 + 1x (2x1.5) type EBS	(6.0 mm ²) RD/BN (1.5 mm ²) BK/YE/WH; (WH-GN/WH-BN)	7638-1 (24V) 7638-2 (12V)	12.1
7027096	2 x 4.0 + 3 x 1.5 + 1x (2x1.5) type EBS	(4.0 mm ²) RD/BN (1.5 mm ²) BK/YE/WH; (WH-GN/WH-BN)	7638-1 (24V) 7638-2 (12V)	11.9
		DP = data pair		

Creator: LABU / PDC	Document: DB7027080EN	Page 3 of 3
Released: ALTE / PDC	Version: 05	