

## Features

- Constant Voltage + Constant Current mode output
- Wide input range 110-305VAC with PFC function
- Compliance with BS EN/EN61347 regulation
- Class 2/ II power unit
- Slim and Linear housing Design
- No load power consumption <0.5W
- 3 years warranty

## Applications

- Panel lighting
- Strip lighting
- Decoration lighting
- Troffer lighting
- Signage and display
- Cove lighting

## GTIN CODE

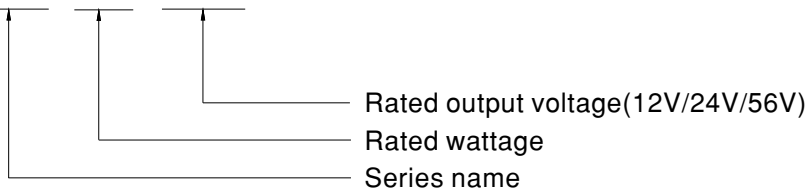
MW Search: <https://www.meanwell.com/serviceGTIN.aspx>

## Description

SLD-50 series is a 50W AC/DC LED driver featuring the dual modes constant voltage and constant current output. SLD-50 operates from 110~305VAC and offers models with different rated voltage ranging between 12V and 56V. Thanks to the high efficiency up to 90%, with the fanless design, the entire series is able to operate for -20°C ~ +90°C case temperature under free air convection. SLD-50 design with low profile and linear housing which is good for signage and linear luminaire applications.

## Model Encoding

SLD - 50 - 24



# SPECIFICATION

MODEL		SLD-50-12	SLD-50-24
OUTPUT	DC VOLTAGE	12V	24V
	CONSTANT CURRENT REGION <small>Note.2</small>	8.4 ~12V	16.8 ~24V
	RATED CURRENT	4.2A	2.1A
	RATED POWER <small>Note.5</small>	50.4W	50.4W
	RIPPLE & NOISE (max.) <small>Note.3</small>	150mVp-p	240mVp-p
	VOLTAGE TOLERANCE <small>Note.4</small>	±4.0%	±3.0%
	LINE REGULATION	±0.5%	±0.5%
	LOAD REGULATION	±1.5%	±0.5%
	SETUP, RISE TIME <small>Note.6</small>	500ms, 80ms 115VAC / 230VAC	
	HOLD UP TIME (Typ.)	10ms/230VAC	10ms/115VAC
INPUT	VOLTAGE RANGE <small>Note.5</small>	110 ~ 305VAC 155 ~ 431VDC (Please refer to "STATIC CHARACTERISTIC" section)	
	FREQUENCY RANGE	47 ~ 63Hz	
	POWER FACTOR	PF ≥ 0.97/115VAC, PF ≥ 0.95/230VAC, PF ≥ 0.92/277VAC@full load (Please refer to "POWER FACTOR (PF) CHARACTERISTIC" section)	
	TOTAL HARMONIC DISTORTION	THD< 10% (@load≥60%/115VAC, 230VAC; @load≥75%/277VAC) (Please refer to "TOTAL HARMONIC DISTORTION(THD)" section)	
	EFFICIENCY (Typ.)	88%	90%
	AC CURRENT	0.6A / 115VAC	0.3A / 230VAC 0.25A/277VAC
	INRUSH CURRENT(Typ.)	COLD START 50A(twidth=270μs measured at 50% Ipeak) at 230VAC; Per NEMA 410	
	MAX. No. of PSUs on 16A CIRCUIT BREAKER	8 units (circuit breaker of type B) / 16 units (circuit breaker of type C) at 230VAC	
	LEAKAGE CURRENT	<0.25mA / 277VAC	
	NO LOAD POWER CONSUMPTION	<0.5W	
PROTECTION	OVER CURRENT	95 ~ 108% Constant current limiting or Hiccup mode, recovers automatically after fault condition is removed	
	SHORT CIRCUIT	Hiccup mode, recovers automatically after fault condition is removed	
	OVER VOLTAGE	14 ~ 17V	28 ~ 34V
	OVER TEMPERATURE	Shut down output voltage, re-power on to recover	
ENVIRONMENT	WORKING TEMP.	Tcase=-20 ~ +90℃ (Please refer to " OUTPUT LOAD vs TEMPERATURE" section)	
	MAX. CASE TEMP.	Tcase=+90℃	
	WORKING HUMIDITY	20 ~ 95% RH non-condensing	
	STORAGE TEMP., HUMIDITY	-40 ~ +80℃, 10 ~ 95% RH	
	TEMP. COEFFICIENT	±0.03%/℃ (0 ~ 50℃)	
	VIBRATION	10 ~ 500Hz, 2G 12min./1cycle, period for 72min. each along X, Y, Z axes	
SAFETY & EMC	SAFETY STANDARDS	UL8750, CSA C22.2 No. 250.13-12, ENEC BS EN/EN61347-1, BS EN/EN61347-2-13 independent, BS EN/EN62384, EAC TP TC 004, GB19510.1, GB19510.14, IS15885(Part2/Sec13) approved	
	WITHSTAND VOLTAGE	I/P-O/P:3.75KVAC	
	ISOLATION RESISTANCE	I/P-O/P:100M Ohms / 500VDC / 25℃ / 70% RH	
	EMC EMISSION	Parameter	Standard
		Conducted	BS EN/EN55015(CISPR15) ,GB/T17743
		Radiated	BS EN/EN55015(CISPR15) ,GB/T17743
		Harmonic Current	BS EN/EN61000-3-2,GB/T17625.1
	EMC IMMUNITY	Voltage Flicker	BS EN/EN61000-3-3
		BS EN/EN61547	
		Parameter	Standard
		ESD	BS EN/EN61000-4-2
		Radiated	BS EN/EN61000-4-3
		EFT / Burst	BS EN/EN61000-4-4
		Surge	BS EN/EN61000-4-5
		Conducted	BS EN/EN61000-4-6
		Magnetic Field	BS EN/EN61000-4-8
		Voltage Dips and Interruptions	BS EN/EN61000-4-11
		Test Level / Note	
		Level 3, 8KV air ; Level 2, 4KV contact	
		Level 2	
		Level 2	
		1KV/Line-Line	
		Level 2	
		Level 2	
		>95% dip 0.5 periods, 30% dip 25 periods, >95% interruptions 250 periods	
OTHERS	MTBF	4150.1K hrs min. Telcordia SR-332 (Bellcore) ; 362.8K hrs min. MIL-HDBK-217F (25℃)	
	DIMENSION	280*30*16.8mm (L*W*H)	
	PACKING	0.175Kg;64pcs/12.4Kg/ 0.67CUFT	
NOTE		<ol style="list-style-type: none"> <li>All parameters NOT specially mentioned are measured at 230VAC input, rated current and 25℃ of ambient temperature.</li> <li>Please refer to "DRIVING METHODS OF LED MODULE".</li> <li>Ripple &amp; noise are measured at 20MHz of bandwidth by using a 12" twisted pair-wire terminated with a 0.1uf &amp; 47uf parallel capacitor.</li> <li>Tolerance : includes set up tolerance, line regulation and load regulation.</li> <li>De-rating may be needed under low input voltages. Please refer to "STATIC CHARACTERISTIC" sections for details.</li> <li>Length of set up time is measured at first cold start. Turning ON/OFF the driver may lead to increase of the set up time.</li> <li>The driver is considered as a component that will be operated in combination with final equipment. Since EMC performance will be affected by the complete installation, the final equipment manufacturers must re-qualify EMC Directive on the complete installation again.</li> <li>This series meets the typical life expectancy of &gt;30,000 hours of operation when Tcase, particularly (Tc) point (or TMP, per DLC), is about 75℃ or less.</li> <li>RCM is on a voluntary basis. Non IC classification Independent LED control gear is not suitable for residential installations but recommend to be used for commercial decoration/sign board/Luminaire lighting purpose.</li> <li>Please refer to the warranty statement on MEAN WELL's website at <a href="http://www.meanwell.com">http://www.meanwell.com</a></li> <li>The ambient temperature derating of 3.5℃/1000m with fanless models and of 5℃/1000m with fan models for operating altitude higher than 2000m(6500ft).</li> </ol>	

**SPECIFICATION**

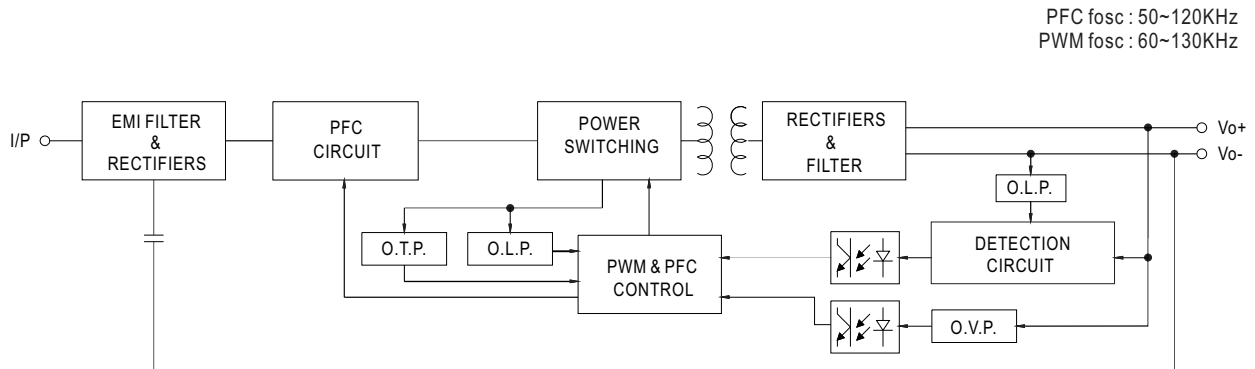
<b>MODEL</b>		<b>SLD-50-56</b>	
<b>OUTPUT</b>	<b>RATED CURRENT</b>	1050mA	
	<b>RATED POWER</b> <small>Note.2</small>	50.4W	
	<b>CONSTANT CURRENT REGION</b> <small>Note.3</small>	30 ~56V	
	<b>FULL POWER CURRENT RANGE</b>	900~1400mA	
	<b>OPEN CIRCUIT VOLTAGE (max.)</b>	60V	
	<b>CURRENT ADJ. RANGE</b>	450-1400mA	
	<b>CURRENT RIPPLE</b>	5.0%(@rated current)	
	<b>CURRENT TOLERANCE</b>	±5%	
<b>SET UP TIME</b> <small>Note.5</small>		500ms/230VAC, 1200ms/115VAC	
<b>INPUT</b>	<b>VOLTAGE RANGE</b> <small>Note.2</small>	110 ~ 305VAC 155VDC ~ 431VDC (Please refer to "STATIC CHARACTERISTIC" and "DRIVING METHODS OF LED MODULE" section)	
	<b>FREQUENCY RANGE</b>	47 ~ 63Hz	
	<b>POWER FACTOR (Typ.)</b>	PF ≥ 0.97 / 115VAC, PF ≥ 0.95 / 230VAC, PF ≥ 0.92 / 277VAC at full load (Please refer to "Power Factor Characteristic" section)	
	<b>TOTAL HARMONIC DISTORTION</b>	THD < 10% (@ load ≥ 60% at 115VAC/230VAC, @load ≥ 75% at 277VAC) Please refer to "TOTAL HARMONIC DISTORTION (THD)" section	
	<b>EFFICIENCY (Typ.)</b>	90%	
	<b>AC CURRENT (Typ.)</b>	0.6A / 115VAC 0.3A / 230VAC 0.25A / 277VAC	
	<b>INRUSH CURRENT(Typ.)</b>	COLD START 50A(twidth=270μs measured at 50% Ipeak) at 230VAC; Per NEMA 410	
	<b>MAX. NO. of PSUs on 16A CIRCUIT BREAKER</b>	8 unit(circuit breaker of type B) / 16 units(circuit breaker of type C) at 230VAC	
	<b>LEAKAGE CURRENT</b>	<0.25mA / 277VAC	
	<b>NO LOAD POWER CONSUMPTION</b>	<0.5W	
<b>PROTECTION</b>	<b>OVER POWER</b>	110 ~ 150% Hiccup mode, recovers automatically after fault condition is removed	
	<b>SHORT CIRCUIT</b>	Hiccup mode, recovers automatically after fault condition is removed	
	<b>OVER VOLTAGE</b>	61 ~ 80V Shut down output voltage, re-power on to recovery	
	<b>OVER TEMPERATURE</b>	Shut down output voltage, re-power on to recovery	
<b>ENVIRONMENT</b>	<b>WORKING TEMP.</b>	Tcase=-20 ~ +90℃ (Please refer to "OUTPUT LOAD vs TEMPERATURE" section)	
	<b>MAX. CASE TEMP.</b>	Tcase=+90℃	
	<b>WORKING HUMIDITY</b>	20 ~ 95% RH non-condensing	
	<b>STORAGE TEMP.</b>	-40 ~ +80℃	
	<b>TEMP. COEFFICIENT</b>	±0.03%/℃ (0 ~ 60℃)	
	<b>VIBRATION</b>	10 ~ 500Hz, 2G 12min./1cycle, period for 72min. each along X, Y, Z axes	
<b>SAFETY &amp; EMC</b>	<b>SAFETY STANDARDS</b>	UL8750, CSA C22.2 No. 250.13-12, ENEC BS EN/EN61347-1, BS EN/EN61347-2-13 independent, BS EN/EN62384, EAC TP TC 004, GB19510.1, GB19510.14, IS15885(Part2/Sec13) approved	
	<b>WITHSTAND VOLTAGE</b>	I/P-O/P:3.75KVAC	
	<b>ISOLATION RESISTANCE</b>	I/P-O/P:100M Ohms / 500VDC / 25℃ / 70% RH	
	<b>EMC EMISSION</b>	<b>Parameter</b>	<b>Standard</b>
		Conducted	BS EN/EN55015(CISPR15), GB/T17743
		Radiated	BS EN/EN55015(CISPR15), GB/T17743
		Harmonic Current	BS EN/EN61000-3-2, GB/T17625.1
	<b>EMC IMMUNITY</b>	Voltage Flicker	BS EN/EN61000-3-3
		BS EN/EN61547	
		<b>Parameter</b>	<b>Standard</b>
		ESD	BS EN/EN61000-4-2
		Radiated	BS EN/EN61000-4-3
		EFT / Burst	BS EN/EN61000-4-4
		Surge	BS EN/EN61000-4-5
		Conducted	BS EN/EN61000-4-6
		Magnetic Field	BS EN/EN61000-4-8
		Voltage Dips and Interruptions	BS EN/EN61000-4-11
		>95% dip 0.5 periods, 30% dip 25 periods, >95% interruptions 250 periods	
<b>OTHERS</b>	<b>MTBF</b>	4150.1K hrs min. Telcordia SR-332 (Bellcore); 362.8K hrs min. MIL-HDBK-217F (25℃)	
	<b>DIMENSION</b>	280*30*16.8mm (L*W*H)	
	<b>PACKING</b>	0.175Kg/64pcs/12.4Kg/ 0.67CUFT	

**NOTE**

- All parameters NOT specially mentioned are measured at 230VAC input, rated current and 25℃ of ambient temperature.
- De-rating may be needed under low input voltages. Please refer to "STATIC CHARACTERISTIC" sections for details.
- Please refer to "DRIVING METHODS OF LED MODULE".
- This series meets the typical life expectancy of >30,000 hours of operation when Tcase, particularly (Tc) point (or TMP, per DLC), is about 75℃ or less.
- Length of set up time is measured at first cold start. Turning ON/OFF the driver may lead to increase of the set up time.
- The driver is considered as a component that will be operated in combination with final equipment. Since EMC performance will be affected by the complete installation, the final equipment manufacturers must re-qualify EMC Directive on the complete installation again.
- Please refer to the warranty statement on MEAN WELL's website at <http://www.meanwell.com>
- The ambient temperature derating of 3.5℃/1000m with fanless models and of 5℃/1000m with fan models for operating altitude higher than 2000m(6500ft).
- RCM is on a voluntary basis. Non IC classification Independent LED control gear is not suitable for residential installations but recommend to be used for commercial decoration/sign board/Luminaire lighting purpose.

※ Product Liability Disclaimer : For detailed information, please refer to <https://www.meanwell.com/serviceDisclaimer.aspx>

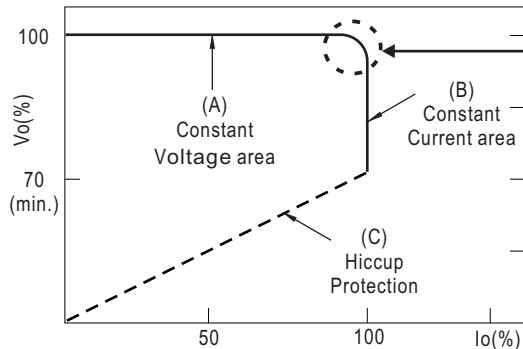
## ■ BLOCK DIAGRAM



## ■ DRIVING METHODS OF LED MODULE

### ◎ SLD-50-12,24

- ※ This series is able to work in either Constant Current mode (a direct drive way) or Constant Voltage mode (usually through additional DC/DC driver) to drive the LEDs.

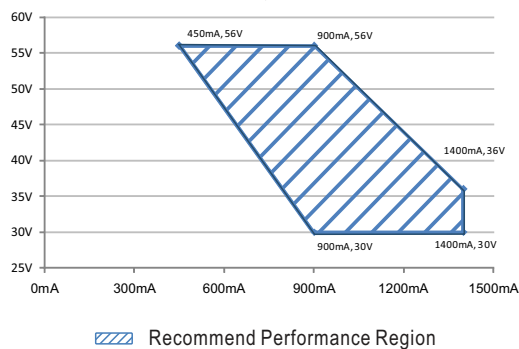


In the constant current region, the highest voltage at the output of the driver depends on the configuration of the end systems.

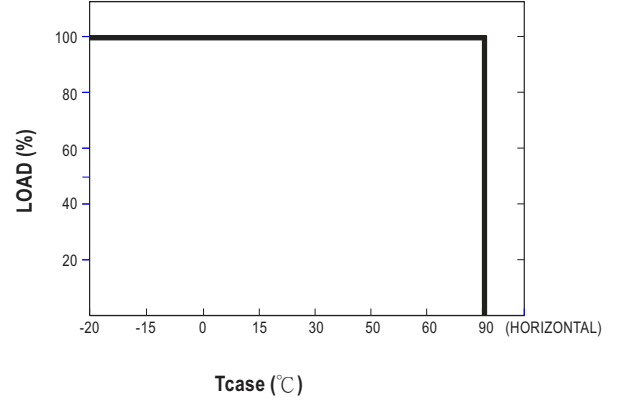
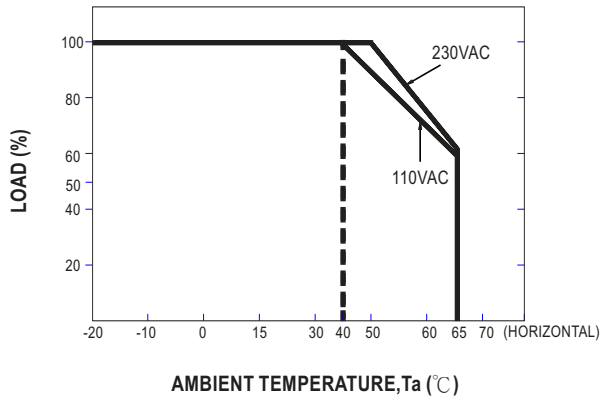
Should there be any compatibility issues, please contact MEAN WELL.

Typical output current normalized by rated current (%)

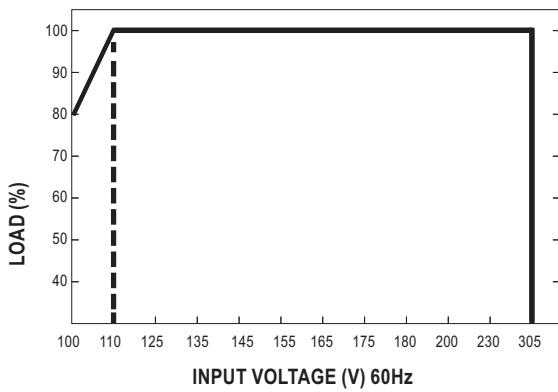
### ◎ SLD-50-56



### OUTPUT LOAD vs TEMPERATURE



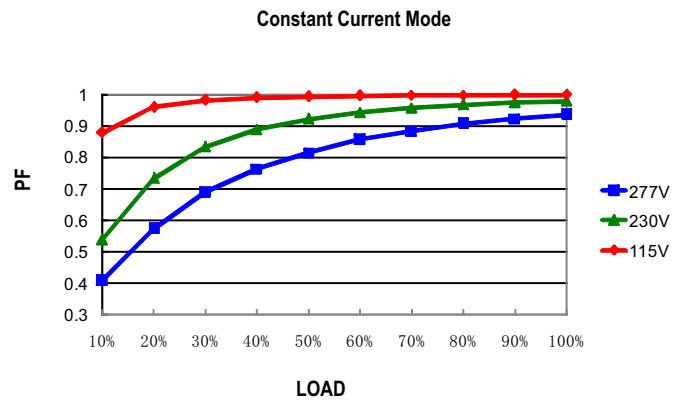
### STATIC CHARACTERISTIC



※ De-rating is needed under low input voltage.

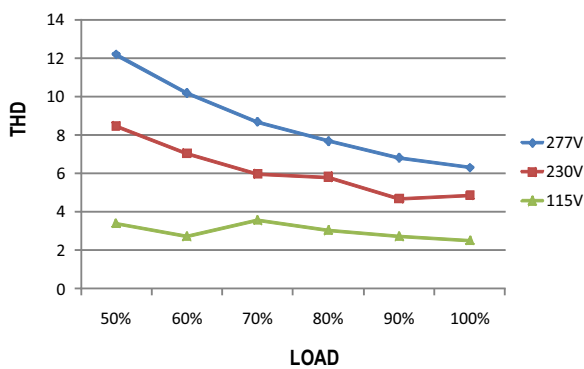
### POWER FACTOR (PF) CHARACTERISTIC

※ Tcase at 75°C



### TOTAL HARMONIC DISTORTION (THD)

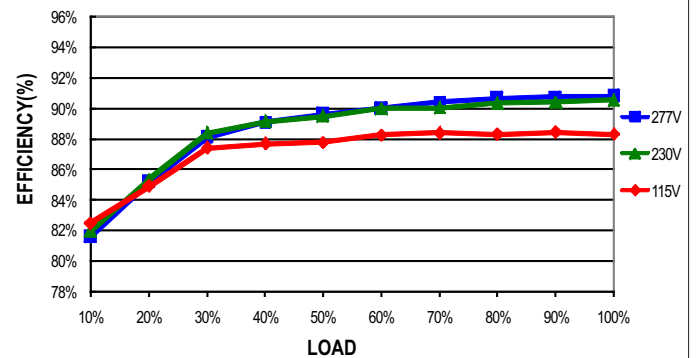
※ 24V Model, Tcase at 75°C



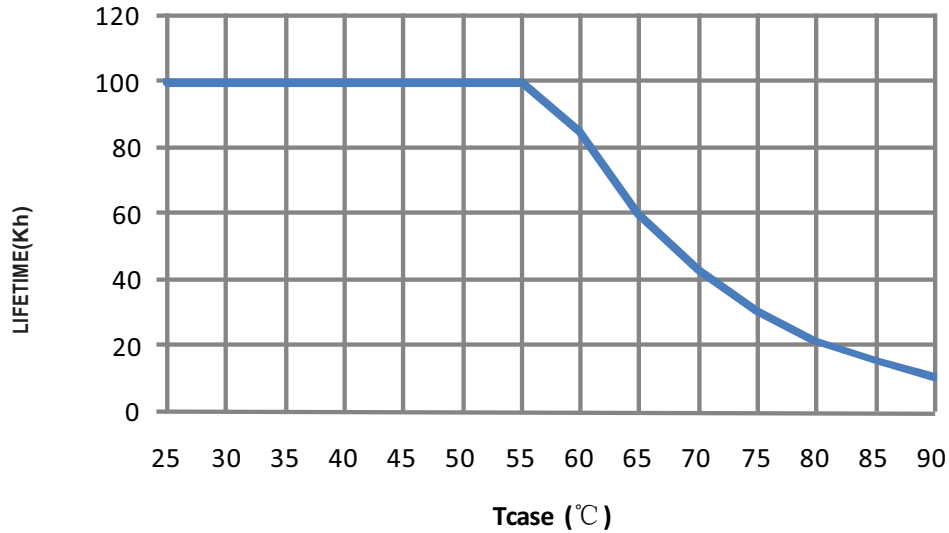
### EFFICIENCY vs LOAD

SLD-50 series possess superior working efficiency that up to 90% can be reached in field applications.

※ 24V Model, Tcase at 75°C

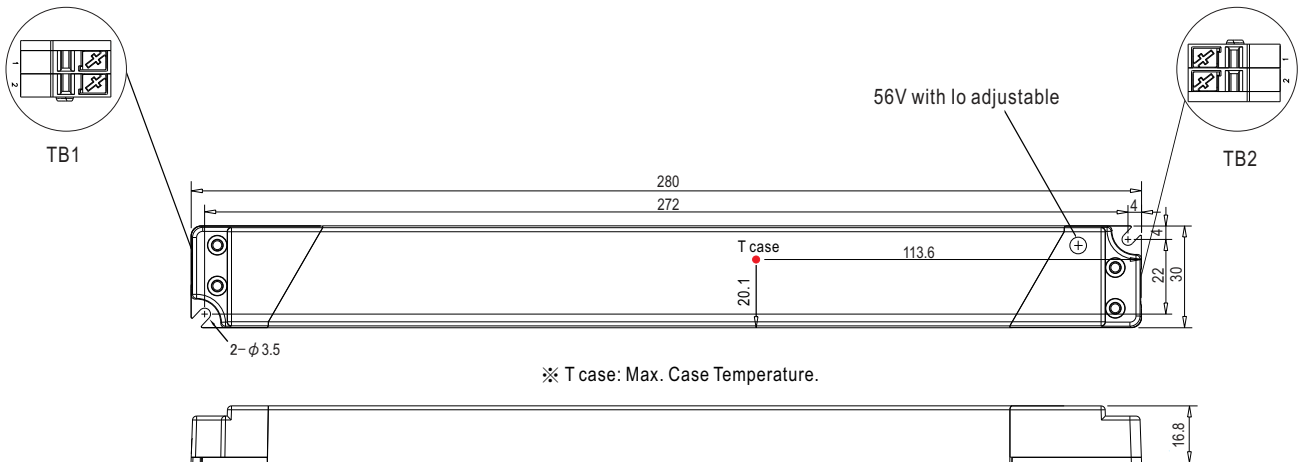


## LIFE TIME



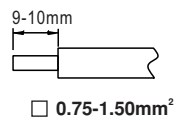
## Mechanical Specification

Unit:mm



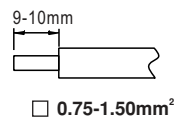
※ T case: Max. Case Temperature.

### TB1 wiring:


Terminal Pin No. Assignment (TB1):  
DEGSON DG219-3.5(GRAY)

Pin No.	Assignment
1	AC/L
2	AC/N

### TB2 wiring:


Terminal Pin No. Assignment (TB2):  
DEGSON DG219-3.5(RED/BLACK)

Pin No.	Assignment
1	+V
2	-V

## INSTALLATION MANUAL

Please refer to : <http://www.meanwell.com/manual.html>