



240W Constant Voltage + Constant Current LED Driver

**HBG-240 series**



## ■ Features

- Constant Voltage + Constant Current mode output
- MEAN WELL patented circular metal housing with class I design(Patent No.: CN201220314551)
- Built-in active PFC function
- IP67 / IP65 rating for indoor or outdoor installations
- Function options: output adjustable via potentiometer; 3 in 1 dimming
- Typical lifetime>50000 hours
- 5 years warranty

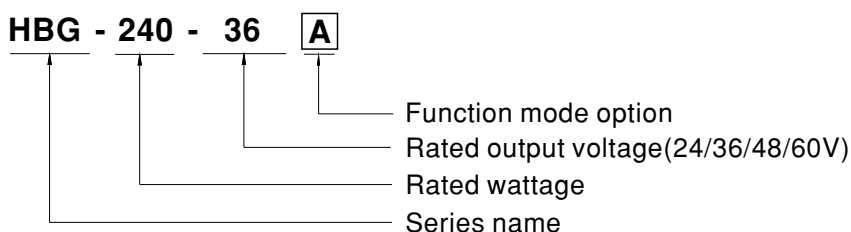
## ■ Applications

- LED bay lighting
- LED stage lighting
- LED spot lighting

## ■ Description

HBG-240 series is a 240W AC/DC LED driver featuring the circular shape design. It operates from 90~305VAC and offers the dual modes constant voltage and constant current output models with different rated voltage between 24V and 60V. Thanks to the high efficiency up to 93.5%, with the fanless design, the entire series is able to operate for -40℃ ~ +75℃ case temperature under free air convection. The design of metal housing and IP67/IP65 ingress protection level allows this series to fit both indoor and outdoor applications. HBG-240 is equipped with various function options, such as dimming methodologies, so as to provide the optimal design flexibility for LED lighting system.

## ■ Model Encoding



Type	IP Level	Function	Note
Blank	IP67	Io fixed.	In Stock
A	IP65	Io adjustable through built-in potentiometer.	In Stock
B	IP67	3 in 1 dimming function (1~10Vdc, 10V PWM signal and resistance)	In Stock



## 240W Constant Voltage + Constant Current LED Driver

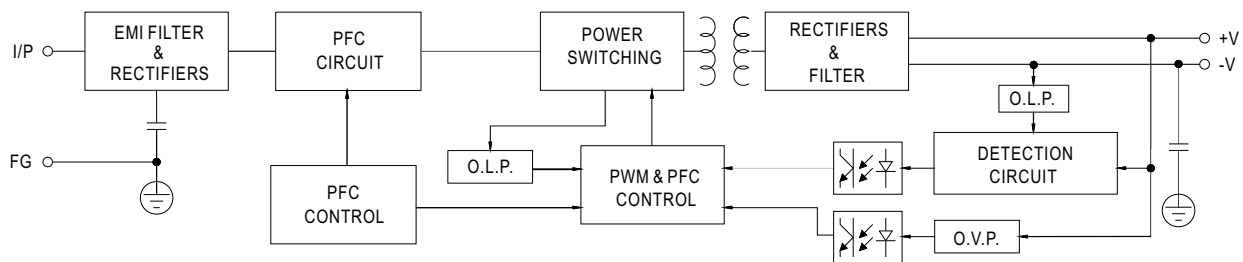
## HBG-240 series

## SPECIFICATION

MODEL		HBG-240-24	HBG-240-36	HBG-240-48	HBG-240-60
OUTPUT	DC VOLTAGE	24V	36V	48V	60V
	CONSTANT CURRENT REGION <small>Note.2</small>	14.4 ~ 24V	21.6 ~ 36V	28.8 ~ 48V	36 ~ 60V
	RATED CURRENT	10A	6.7A	5A	4.0A
	RATED POWER <small>Note.5</small>	240W	240W	240W	240W
	RIPPLE & NOISE (max.) <small>Note.3</small>	150mVp-p	250mVp-p	250mVp-p	350mVp-p
	CURRENT ADJ. RANGE	Adjustable for A-Type (via built-in potentiometer)			
		6 ~ 10A	4.0 ~ 6.7A	3 ~ 5A	2.4 ~ 4.0A
	VOLTAGE TOLERANCE <small>Note.4</small>	±2.0%			
	LINE REGULATION	±0.5%			
	LOAD REGULATION	±0.5%			
SETUP, RISE TIME <small>Note.6</small>	500ms,120ms /230VAC    2500ms,120ms /115VAC				
HOLD UP TIME (Typ.)	15ms /115VAC, 230VAC				
INPUT	VOLTAGE RANGE <small>Note.5</small>	90 ~ 305VAC    127 ~ 431VDC (Please refer to "STATIC CHARACTERISTIC" section)			
	FREQUENCY RANGE	47 ~ 63Hz			
	POWER FACTOR	PF>0.98/115VAC, PF>0.95/230VAC, PF>0.93/277VAC@full load (Please refer to "POWER FACTOR (PF) CHARACTERISTIC" section)			
	TOTAL HARMONIC DISTORTION	THD< 20%(@load≥60%/115VC,230VAC; @load≥80%/277VAC) (Please refer to "TOTAL HARMONIC DISTORTION(THD)" section)			
	EFFICIENCY (Typ.)	92.5%	92.5%	93%	93.5%
	AC CURRENT (Typ.)	2.5A / 115VAC	1.3A / 230VAC	1.2A / 277VAC	
	INRUSH CURRENT (Typ.)	COLD START 75A(twidth=680μs measured at 50% Ipeak) at 230VAC; Per NEMA 410			
	MAX. No. of PSUs on 16A CIRCUIT BREAKER	2 units (circuit breaker of type B) / 3 units (circuit breaker of type C) at 230VAC			
	LEAKAGE CURRENT	<0.75mA / 277VAC			
PROTECTION	OVER CURRENT	95 ~ 108% Constant current limiting, recovers automatically after fault condition is removed			
	SHORT CIRCUIT	Hiccup mode, recovers automatically after fault condition is removed			
	OVER VOLTAGE	27 ~ 34V	43 ~ 52V	52 ~ 63V	62 ~ 85V
		Shut down and latch off o/p voltage, re-power on to recover			
	OVER TEMPERATURE	Shut down o/p voltage, recovers automatically after temperature goes down			
ENVIRONMENT	WORKING TEMP.	Tcase=-40 ~ +75℃ (Please refer to " OUTPUT LOAD vs TEMPERATURE" section)			
	MAX. CASE TEMP.	Tcase=+75℃			
	WORKING HUMIDITY	20 ~ 95% RH non-condensing			
	STORAGE TEMP., HUMIDITY	-40 ~ +80℃, 10 ~ 95% RH			
	TEMP. COEFFICIENT	±0.03%/℃ (0 ~ 50℃)			
	VIBRATION	10 ~ 500Hz, 5G 12min./1cycle, period for 72min. each along X, Y, Z axes			
SAFETY & EMC	SAFETY STANDARDS	UL8750,CSA C22.2 No.250.13-12, ENEC EN61347-1, EN61347-2-13 independent, EN62384; IP65 or IP67 approved			
	WITHSTAND VOLTAGE	I/P-O/P:3.75KVAC    I/P-FG:2KVAC    O/P-FG:0.5KVAC			
	ISOLATION RESISTANCE	I/P-O/P, I/P-FG, O/P-FG:100M Ohms / 500VDC / 25℃ / 70% RH			
	EMC EMISSION <small>Note.8</small>	Compliance to EN55015, EN61000-3-2 Class C (@load ≥ 75%) ; EN61000-3-3			
	EMC IMMUNITY	Compliance to EN61000-4-2,3,4,5,6,8,11, EN61547,light industry level (surge immunity:Line-Earth:4KV,Line-Line:2KV)			
OTHERS	MTBF	663.8K hrs min.    Telcordia SR-332 (Bellcore) ;    190.7Khrs min.    MIL-HDBK-217F (25℃)			
	DIMENSION	φ 191.5mm *69mm (D * H)			
	PACKING	2.1Kg; 8pcs/18.3Kg/2.09CUFT			
NOTE	1. All parameters NOT specially mentioned are measured at 230VAC input, rated current and 25℃ of ambient temperature. 2. Please refer to "DRIVING METHODS OF LED MODULE". 3. Ripple & noise are measured at 20MHz of bandwidth by using a 12" twisted pair-wire terminated with a 0.1uf & 47uf parallel capacitor. 4. Tolerance : includes set up tolerance, line regulation and load regulation. 5. De-rating may be needed under low input voltages. Please refer to "STATIC CHARACTERISTIC" sections for details. 6. Length of set up time is measured at cold first start. Turning ON/OFF the driver may lead to increase of the set up time. 7. The driver is considered as a component that will be operated in combination with final equipment. Since EMC performance will be affected by the complete installation, the final equipment manufacturers must re-quality EMC Directive on the complete installation again. 8.To fulfill requirements of the latest ErP regulation for lighting fixtures, this LED driver can only be used behind a switch without permanently connected to the mains. 9. This series meets the typical life expectancy of >50,000 hours of operation when Tcase, particularly (Tc) point (or TMP, per DLC), is about 70℃ or less. 10. Please refer to the warranty statement on MEAN WELL's website at <a href="http://www.meanwell.com">http://www.meanwell.com</a>				

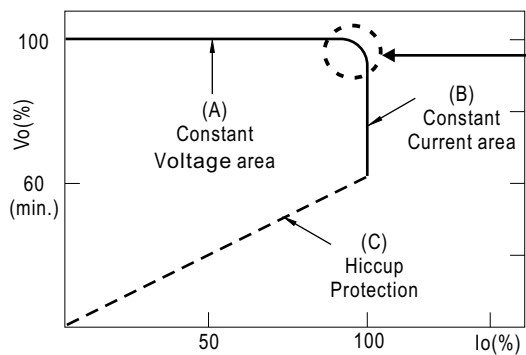
## ■ BLOCK DIAGRAM

fosc: 100KHz



## ■ DRIVING METHODS OF LED MODULE

※ This series is able to work in either Constant Current mode (a direct drive way) or Constant Voltage mode (usually through additional DC/DC driver) to drive the LEDs.

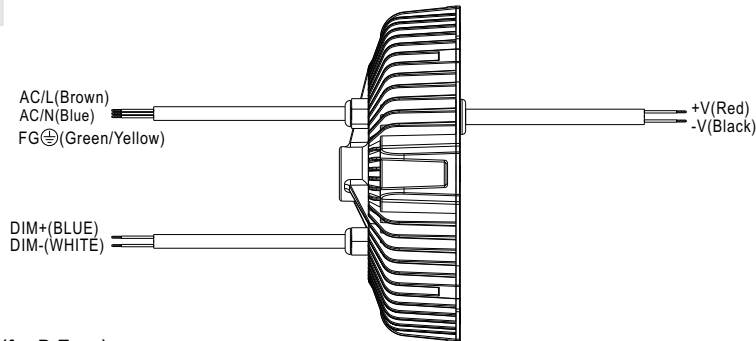


Typical output current normalized by rated current (%)

In the constant current region, the highest voltage at the output of the driver depends on the configuration of the end systems.

Should there be any compatibility issues, please contact MEAN WELL.

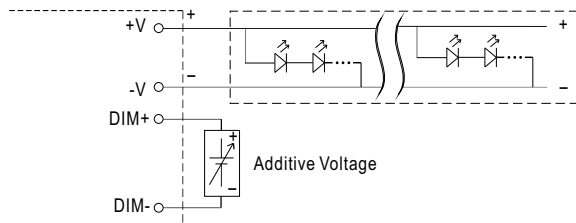
## ■ DIMMING OPERATION



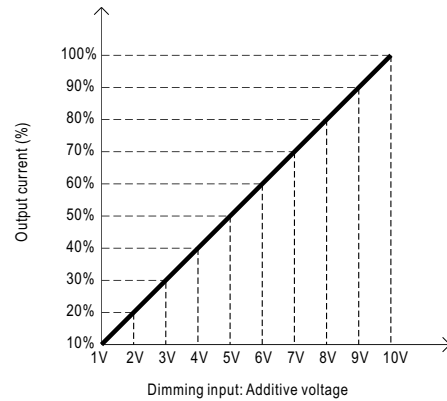
### ※ 3 in 1 dimming function (for B-Type)

- Output constant current level can be adjusted by applying one of the three methodologies between DIM+ and DIM-:  
1 ~ 10VDC, or 10V PWM signal or resistance.
- Direct connecting to LEDs is suggested. It is not suitable to be used with additional drivers.
- Dimming source current from power supply: 100 $\mu$ A (typ.)

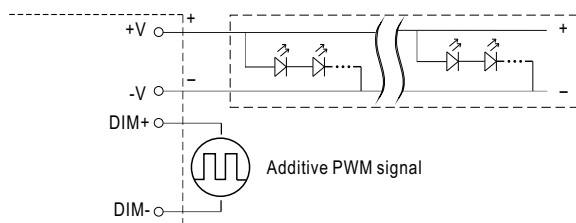
#### ◎ Applying additive 1 ~ 10VDC



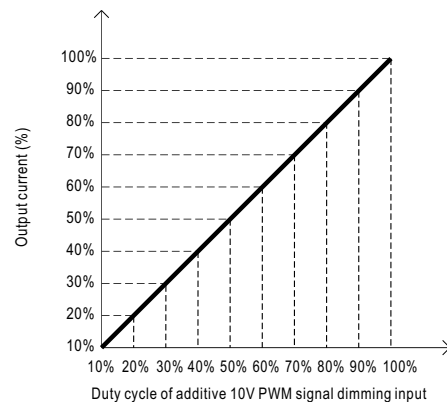
"DO NOT connect "DIM- to -V"



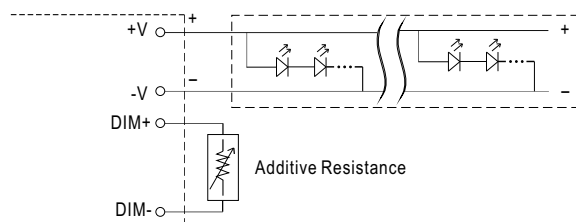
#### ◎ Applying additive 10V PWM signal (frequency range 100Hz ~ 3KHz):



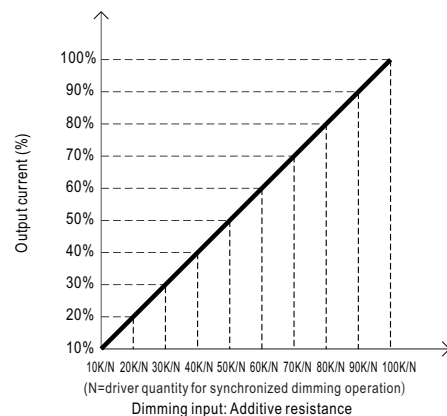
"DO NOT connect "DIM- to -V"



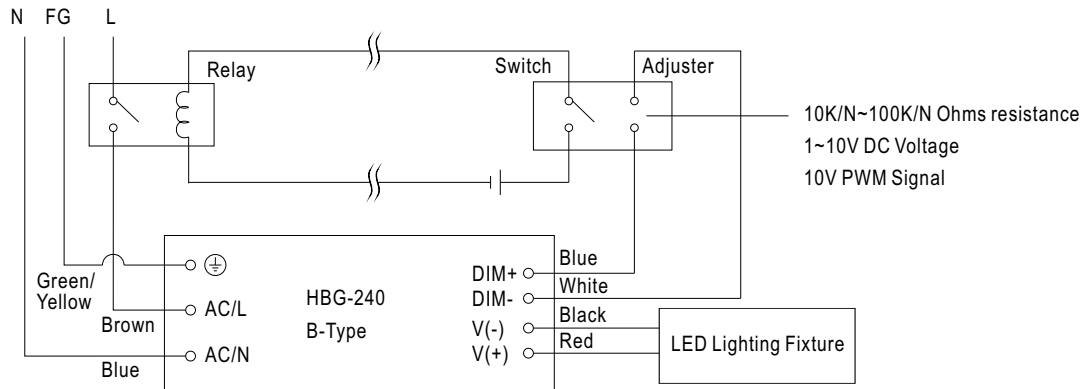
#### ◎ Applying additive resistance:



"DO NOT connect "DIM- to -V"

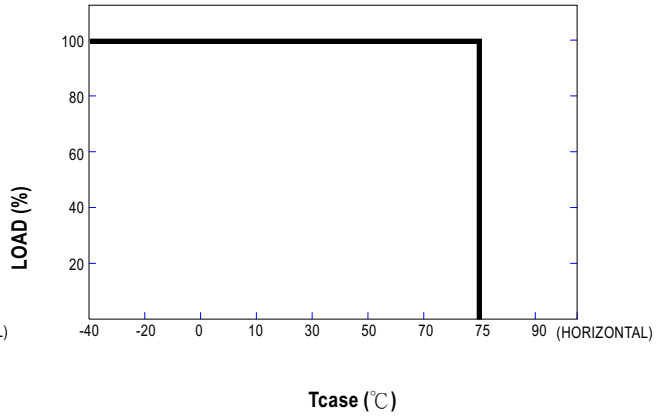
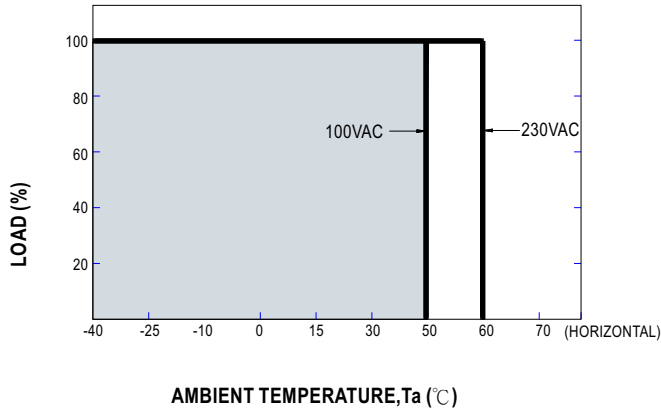


Note: In the case of turning the lighting fixture down to 0% brightness, please refer to the configuration as follow, or please contact MEAN WELL for other options.

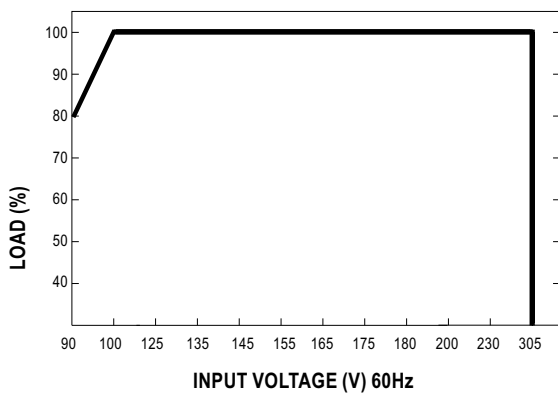


Using a switch and relay can turn ON/OFF the lighting fixture.

### ■ OUTPUT LOAD vs TEMPERATURE



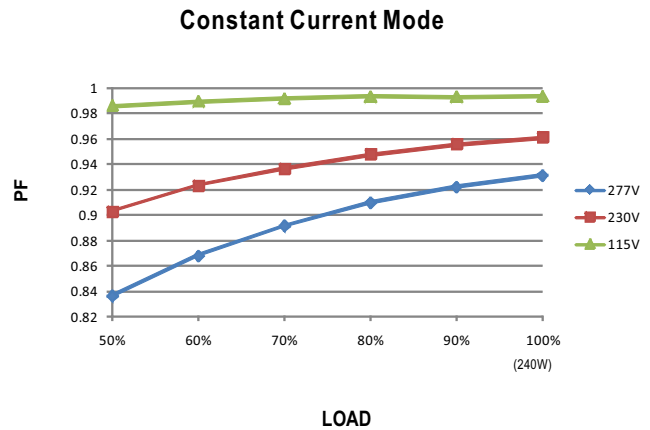
### ■ STATIC CHARACTERISTIC



※ De-rating is needed under low input voltage.

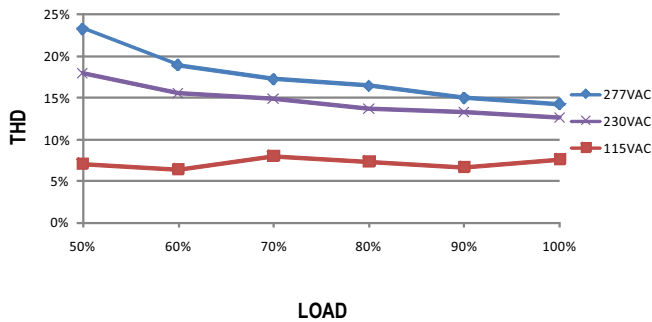
### ■ POWER FACTOR (PF) CHARACTERISTIC

※  $T_{case}$  at 65°C



### ■ TOTAL HARMONIC DISTORTION (THD)

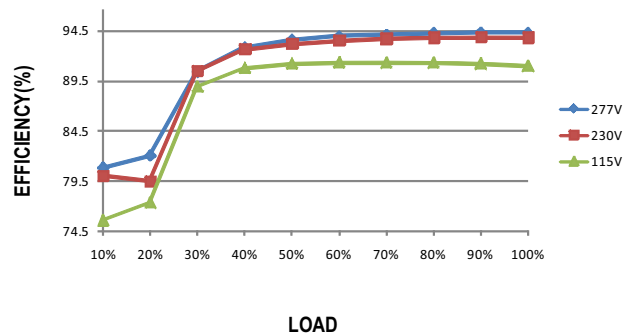
※ 48V Model,  $T_{case}$  at 65°C



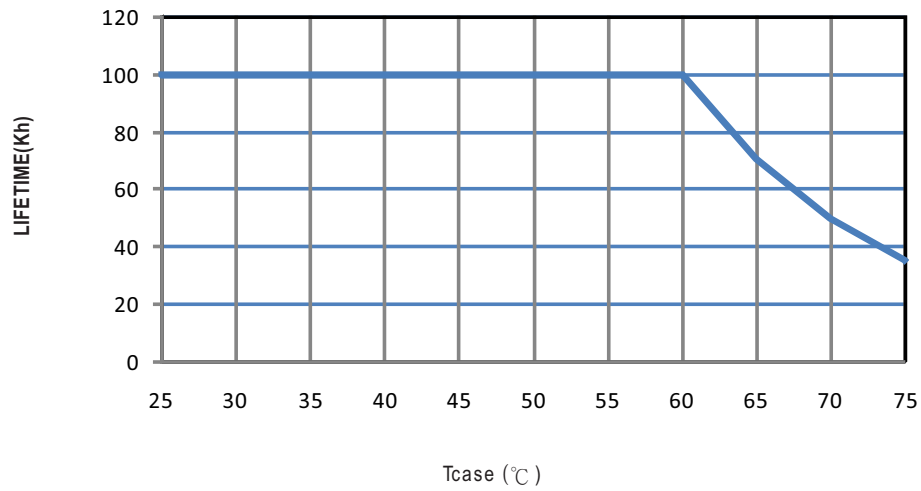
### ■ EFFICIENCY vs LOAD

HBG-240 series possess superior working efficiency that up to 93% can be reached in field applications.

※ 48V Model,  $T_{case}$  at 65°C



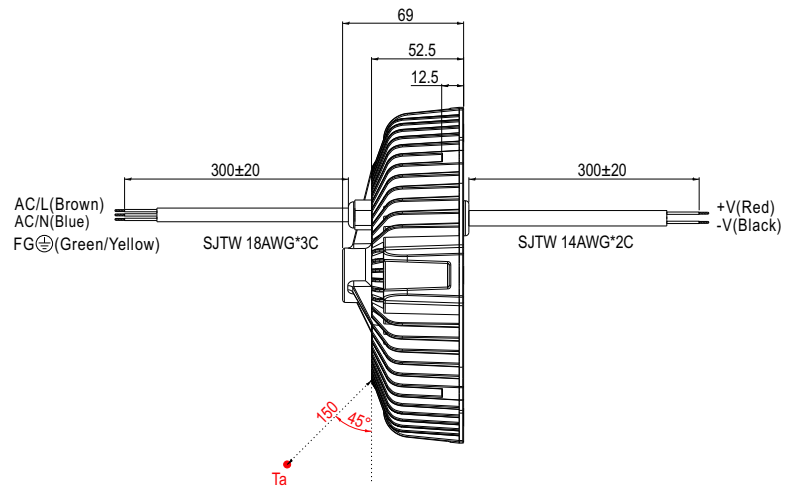
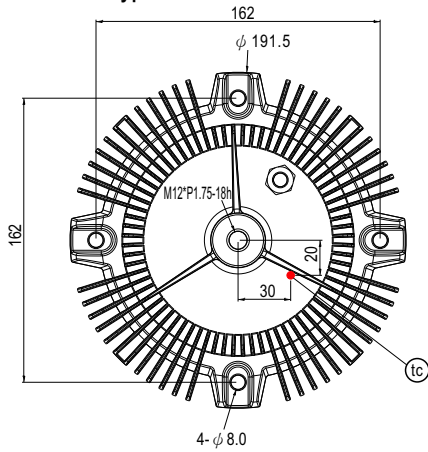
■ LIFE TIME



Case No.213 Unit:mm

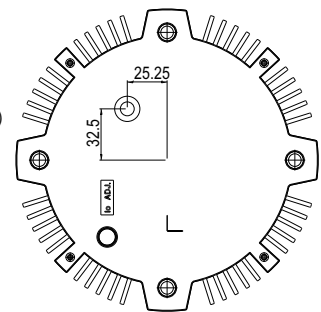
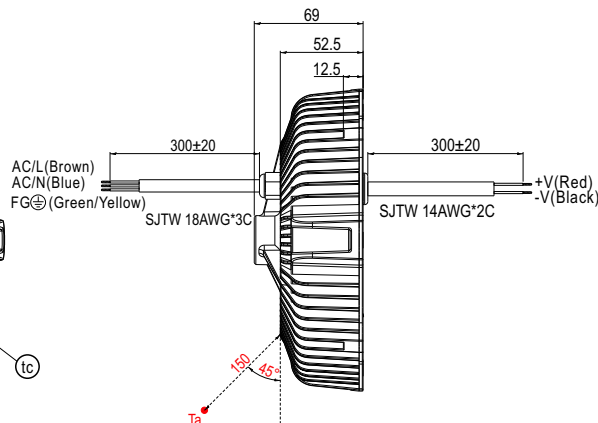
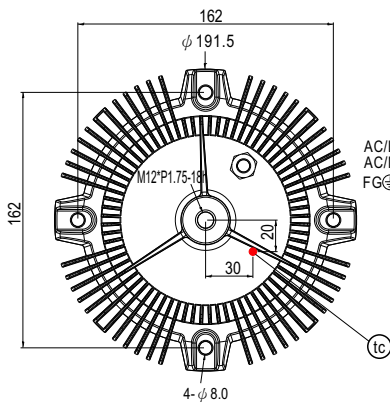
# MECHANICAL SPECIFICATION

## ※ Blank-Type



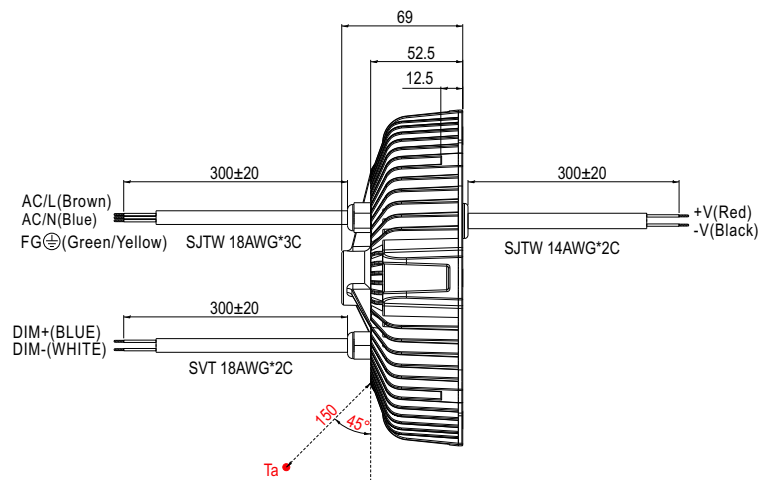
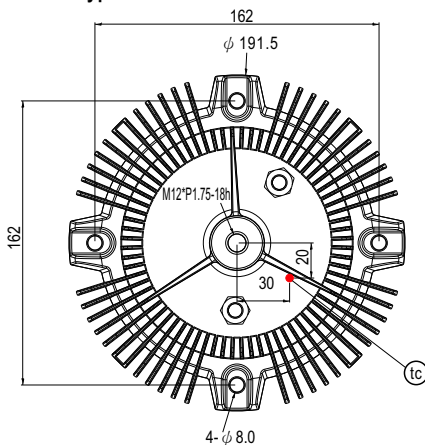
- (tc) : Max. Case Temperature.(case temperature measured point)
- Ta: Ambient Temperature measured point

## ※ A-Type



- (tc) : Max. Case Temperature.(case temperature measured point)
- Ta: Ambient Temperature measured point




## ※ B-Type



- (tc) : Max. Case Temperature.(case temperature measured point)
- Ta: Ambient Temperature measured point



## ■ INSTALLATIONS

		
<b>Hanger</b>	<b>Chain</b>	<b>High Bay Light</b>

## Caution

- Please inspect the appearance of the driver if the package is damaged. There should not be any cracks.
- Please do not drop or bump the driver.
- All screws including the suspension screw should be paired with a spring washer and locked tight.
- The entire luminaire, including the driver, should be limited to 15Kg or less.
- The luminaire should be cautiously protected from damage due to shock throughout packaging and transportation.
- Please thoroughly follow the preceding cautionary notes to prevent the luminaire from falling, leading to injuries.