

Features

- MEAN WELL Patent Application Number: 202330347779.4
- **Interchangeable AC plugs (I-Type)**
- **Global certificates in multi-fields**
(ITE 62368-1, Medical 60601-1, Household 60335-1, Industrial 61558-1/-2-16)
- 80~264Vac Universal AC input
- **Ultra slim(30mm)**
- No load power consumption < 0.1W
- Energy efficiency Level **VI**
- Class II power (no earth pin)
- Protections: Short circuit / Overload / Over voltage
- Extremely low leakage current **<100uA**
- **-30°C~+70°C** wide range working temperature
- Various DC plug quick adapter accessory available
(Plug kit sold sperately, please refer to : https://www.meanwell.com/upload/pdf/DC_plug.pdf)
- 3 years warranty

Description

NGE90 is a highly reliable, 90W wall-mounted style single-output green adaptor series, which is compact and convenient for carry. This product is equipped with 7 types of interchangeable AC plug (European, USA,U.K. ,Australian, China, Korea and India type) that makes it very suitable for travel use. NGE90 is a Class II power unit (no FG), accepting the input range from 80VAC to 264VAC that it can satisfy the demands for various types of electrical devices.

With the working efficiency up to 92% and the extremely low no-load power consumption below 0.1W, NGE90 is compliant with the latest USA energy regulation EISA 2007/DoE, Canada NRCAN, Australia and New Zealand MEPS, Korea KMEPS, EU ErP and CoC version 5. The supreme feature allows the adaptor to save the energy when it is under either the operating mode or the standby mode. The entire series is approved for ITE, medical, household and industrial appliance safety regulations; moreover, it adopts the 94V-0 flame retardant plastic case that it can effectively prevent users from electric hazard.

Model Encoding

NGE 90 I 12 -P1J

- DC plug type { P1J : Plug for standard model, 2.1 ϕ \times 5.5 ϕ \times 11mm, C+ tuning fork type
Other options available by customer requested (see Page 6~7)
- Output voltage (12V/15V/18V/24V / 48V / 55V)
- AC Plug { I : AC Pin fixed; Universal version with interchangeable plugs
E : AC Pin fixed; EU version with non-interchangeable plug
U : Foldable AC Pin; US version with non-interchangeable plug
- Rated wattage
- Series name

Applications

- Consumer electronic devices
- Telecommunication devices
- Office facilities
- Industrial equipments
- Power sourcing equipment of PoE
- Medical devices
- Household devices














GTIN CODE

MW Search: <https://www.meanwell.com/serviceGTIN.aspx>




















SPECIFICATION

ORDER NO.			NGE90○12-P1J	NGE90○15-P1J	NGE90○18-P1J	NGE90○24-P1J	NGE90○48-P1J	NGE90○55-P1J		
			○ = I, U, E							
OUTPUT	DC VOLTAGE Note.2		12V	15V	18V	24V	48V	55V		
	RATED CURRENT		6.25A	5.5A	5A	3.75A	1.875A	1.64A		
	CURRENT RANGE		0 ~ 6.25A	0 ~ 5.5A	0 ~ 5A	0 ~ 3.75A	0 ~ 1.875A	0 ~ 1.64A		
	RATED POWER		75W	82.5W	90W	90W	90W	90.2W		
	RIPPLE & NOISE (max.) Note.3		120mVp-p	150mVp-p	180mVp-p	240mVp-p	240mVp-p	240mVp-p		
	VOLTAGE TOLERANCE Note.4		±4.0%	±4.0%	±4.0%	±3.0%	±3.0%	±3.0%		
	LINE REGULATION Note.5		±1.0%	±1.0%	±1.0%	±1.0%	±1.0%	±1.0%		
	LOAD REGULATION Note.6		±4.0%	±4.0%	±4.0%	±3.0%	±2.0%	±2.0%		
	SETUP, RISE, HOLD UP TIME		1000ms, 60ms, 30ms / 230VAC 1000ms, 60ms, 10ms / 115VAC at full load							
INPUT	VOLTAGE RANGE Note.7		80 ~ 264VAC 113 ~ 370VDC							
	FREQUENCY RANGE		47 ~ 63Hz							
	EFFICIENCY (Typ.)		90%	91%	91.5%	92%	92%	92%		
	AC CURRENT		1.8A / 115VAC 0.9A / 230VAC							
	INRUSH CURRENT (max.)		COLD START 50A / 115VAC 100A / 230VAC							
	LEAKAGE CURRENT (max.)		Touch current < 100uA (rms) @264VAC							
PROTECTION	OVERLOAD		105% ~ 160% rated output power							
			Protection type : 12~24V Hiccup mode, recovers automatically after fault condition is removed. 48~55V Shut down and latch off o/p voltage, re-power on to recover.							
	OVER VOLTAGE		12.6 ~ 16.2	15.8 ~ 20.3	19.8 ~ 24.3	26.4 ~ 32.4	52.8 ~ 64.8	60.5 ~ 74.2		
		Protection type : Shout donw O/P vltage, re-power on to recover								
ENVIRONMENT	WORKING TEMP.		-30 ~ +70℃ (Refer to "Derating Curve")							
	WORKING HUMIDITY		20% ~ 90% RH non-condensing							
	STORAGE TEMP, HUMIDITY		-20 ~ +85℃, 10 ~ 95% RH non-condensing							
	TEMP. COEFFICIENT		±0.03% / °C (0 ~ 45℃)							
	VIBRATION		10 ~ 500Hz, 2G 10min./1cycle, period for 60min. each along X, Y, Z axes							
SAFETY & EMC (Note. 8)	SAFETY STANDARDS		CB IEC62368-1, IEC60601-1/-1-11, IEC61558-1/-2-16, IEC60335-1; UL UL62368-1, CSA C22.2 NO. 62368-1, ANSI/AAMI ES60601-1/-1-11(3.2 Version), CAN/CSA-C22.2 NO.60601-1/-1-11; ANSI/AAMI ES60601-1-11, CAN/CSA-C22.2 NO.60601-1-11(for U Type only) DEKRA BS EN/EN62368-1, BS EN/EN60601-1/-1-11, BS EN/EN61558-1/-2-16, BS EN/EN60335-1; PSE J62368-1; BSMI CNS15598-1; RCM AS/NZS 61558-1/-2-16; EAC TPTC004; CCC GB4943.1 approved. KC KC62368-1; BIS IS13252(part1):2010/IEC60950-1:2005. (Please refer to next page for more details)							
			WITHSTAND VOLTAGE		I/P-O/P:4000VAC					
			ISOLATION RESISTANCE		I/P-O/P:100M Ohms / 500VDC / 25℃ / 70% RH					
			EMC EMISSION		Parameter		Standard		Test Level / Note	
					Conducted emission		BS EN/EN55032(CISPR32)/EN55011, FCC Part15, CNS15936, GB/T 9254.1-2021, KC C9832		Class B	
					Radiated emission		BS EN/EN55032(CISPR32)/EN55011, FCC Part15, CNS15936, GB/T 9254.1-2021, KC C9832		Class B	
					Harmonic current		BS EN/EN61000-3-2		Class A	
	EMC IMMUNITY		Parameter		Standard		Test Level /Note			
			ESD		BS EN/EN61000-4-2		Level 3, 15KV air; Level 2, 8KV contact			
			RF field susceptibility		BS EN/EN61000-4-3		Level 2, 3V/m			
			EFT bursts		BS EN/EN61000-4-4		Level 3, 2KV			
			Surge susceptibility		BS EN/EN61000-4-5		Level 3, 1KV/L-N			
			Conducted susceptibility		BS EN/EN61000-4-6		Level 2, 3V			
			Magnetic field immunity		BS EN/EN61000-4-8		Level 1, 1A/m			
			Voltage dips, interruption		BS EN/EN61000-4-11		>95% dip 0. 5 periods, 30% dip 25 periods, >95% interruptions 250 periods			
OTHERS	MTBF		605.3 Khrs min. MIL-HDBK-217F (25℃) 5120.6 Khrs min. Telcordia TR/SR-332(Bellcore) (25℃)							
	DIMENSION		62*30*85.5mm (L*W*H)							
	PACKING	MAIN BODY	217g; 54pcs/ 13.2Kg / 0.93CUFT for NGE90Ixx/Uxx-P1J					231g; 42pcs/ 11.6Kg / 1.13CUFT for NGE90Exx-P1J		
AC PLUGS		Refer to Page 3								
DC OUTPUT CONNECTOR	PLUG		See page 6~7 ; Other type available by customer requested							
	CABLE		See page 6~7 ; Other type available by customer requested							
NOTE			1.All parameters are specified at 230VAC input, rated load, 25℃ 70% RH ambient. 2.DC voltage: The output voltage set at point measure by plug terminal & 50% load. 3.Ripple & noise are measured at 20MHz by using a 12" twisted pair terminated with a 0.1 μ F & 47 μ F capacitor. 4.Tolerance: includes set up tolerance, line regulation, load regulation. 5.Line regulation is measured from low line to high line at rated load. 6.Load regulation is measured from 0% to 100% rated load 7.Derating may be needed under low input voltage. Please check the derating curve for more details. 8.The power supply is considered as an independent unit, but the final equipment still need to re-confirm that the whole system complies with the EMC directives. For guidance on how to perform these EMC tests, please refer to "EMI testing of component power supplies." (as available on https://www.meanwell.com/Upload/PDF/EMI_statement_en.pdf) 9.Design meet US DoE Level VII (from Docket number EERE-2020-BT-STD-0006). ※ Product Liability Disclaimer : For detailed information, please refer to https://www.meanwell.com/serviceDisclaimer.aspx							



■ Interchangeable AC Plug Specifically for NGE12/18/30/45/65/90 (I-Type)

Order NO.	NGE90Ixx-P1J (Universal Version) 							NGE90Exx-P1J (EU Version) 	NGE90Uxx-P1J (US Version) 
AC plug	Interchangeable Type (Unfoldable; AC Pin fixed)							Non-Interchangeable Type	
	EU 	US 	UK 	AU 	CN 	KR 	IN 	Unfoldable AC Pin	Foldable AC Pin
Certificate									

■ AC Plugs Accessory (Sold Separately)

MW's order NO.	Per Unit	Per Bag	Per Carton	
		Q'Ty	Q'Ty	G.W.
AC PLUG-EU4		30 pcs	300 pcs (10 bags)	5.4Kg
AC PLUG-US4		30 pcs	300 pcs (10 bags)	4.7Kg
AC PLUG-UK4		30 pcs	300 pcs (10 bags)	7.1Kg
AC PLUG-AU4		30 pcs	300 pcs (10 bags)	5.2Kg
AC PLUG-CN4		30 pcs	300 pcs (10 bags)	4.8Kg
AC PLUG-KR4		30 pcs	300 pcs (10 bags)	6.3Kg
AC PLUG-IN4		30 pcs	300 pcs (10 bags)	7.7Kg
AC PLUG-MIX4	     (Per Set)	30 pcs (5 Types*6 mixed bags)	300 pcs (5 Types*6 mixed bags) (10 bags)	5.45Kg
AC PLUG-MIX5	       (Per Set)	35 pcs (7 Types*5 mixed bags)	315 pcs (7 Types*5 mixed bags) (9 bags)	6.13Kg

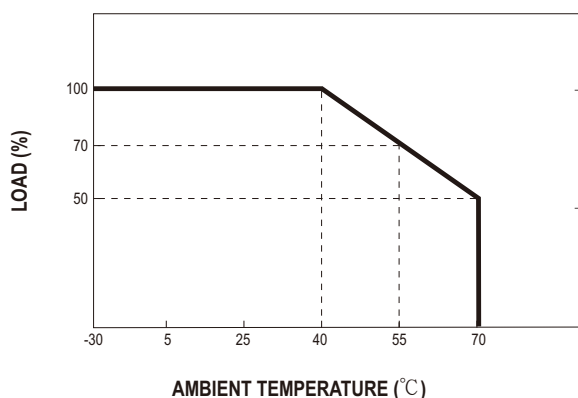
■ Interchangeable AC Plug Installation Steps (Convertible with I Type only)

Step1	Step2
	
<p>Slide in AC converter along the guided rail between the metal prongs until it is locked in (with a “click” sound).</p>	<p>Check if the new plug type is stable and correct before use.</p>

Note:

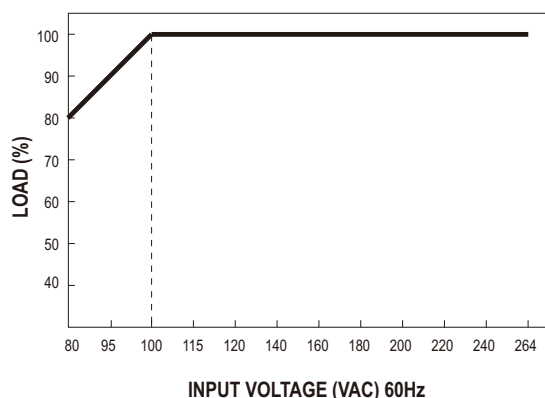
1. NGE90I main body unit and AC inlet plug should be ordered separately.
2. NGE90I needs to be used along with one of the AC inlet plug (EU,US,UK,AU,CN,KR,IN).

■ Derating Curve



Note: 48V/55V: -20°C@80Vac, load reduced to 60%;
-30°C@80Vac, load reduced to 35%.

■ Static Characteristics

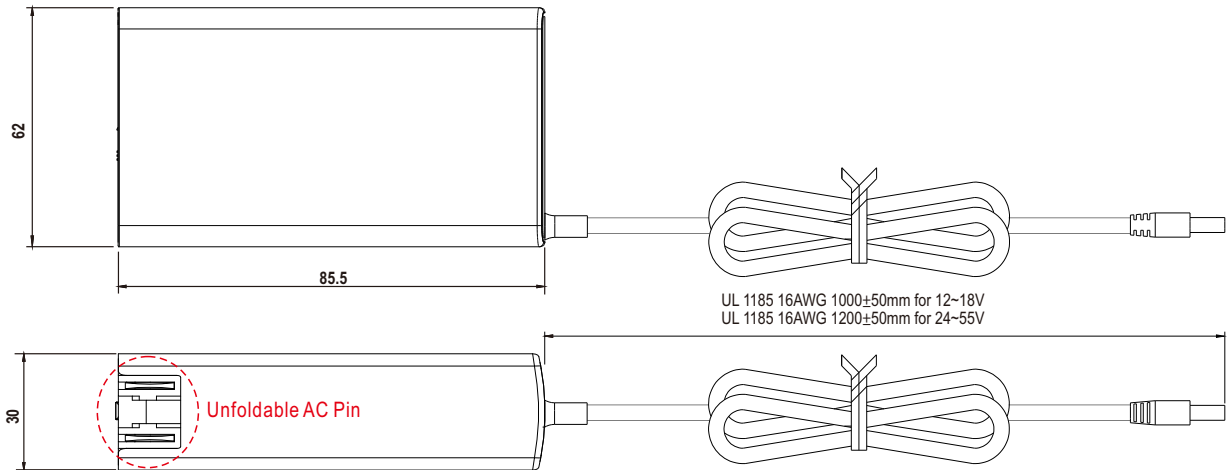


■ Mechanical Specification

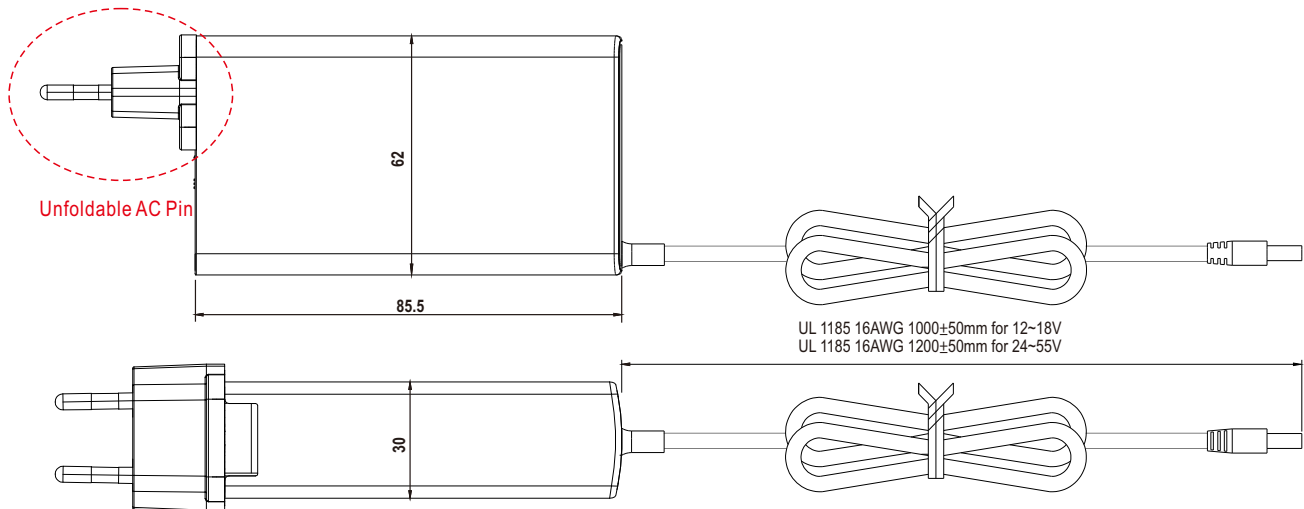
(Unit: mm , tolerance ± 1 mm)

Case No. NGE65

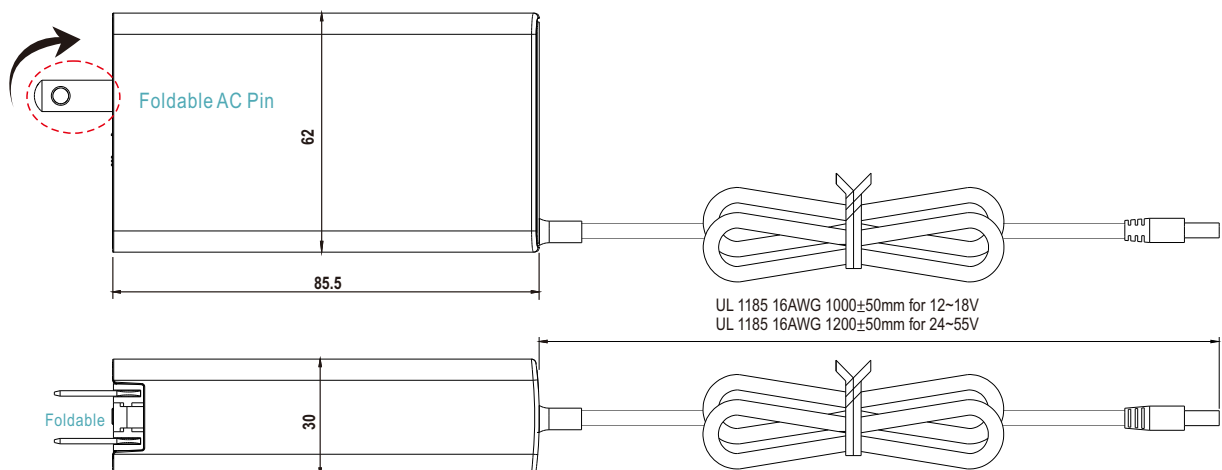
NGE90Ixx-P1J (Universal Version - AC Pin fixed; With interchangeable plugs) :



NGE90Exx-P1J (EU Version - AC Pin fixed; With non-interchangeable plug) :



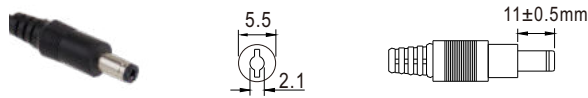


NGE90Uxx-P1J (US Version - Foldable AC Pin; With non-interchangeable plug) :



■ DC Output Plug

◎ Standard plug: P1J

Unit:mm

P1J	Pin Assignment
	
	Outside  Inside

◎ DC plug changeable through:


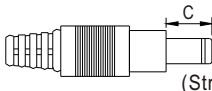
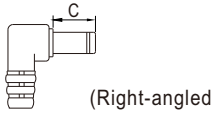

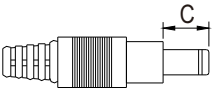
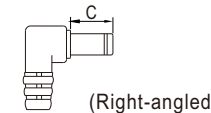

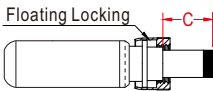
- (1) Customization of the standard part with an optional DC plug according to the table (MOQ applicable)
- (2) Quick adapter accessory (sold separately without MOQ)



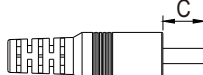


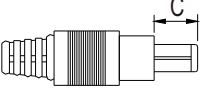

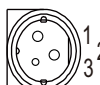
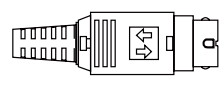


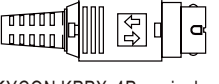

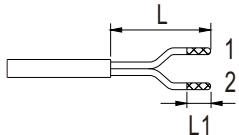
Please refer to below table and online selection guide : https://www.meanwell.com/upload/pdf/DC_plug.pdf

Example quick adapter accessory:



◎ Optional DC plug: (Available in customized cable or quick adapter)

Tuning Fork Style		Type No.	A OD	B ID	C L	Quick Adapter Accessory
	 (Straight)	P1I	5.5	2.1	9.5	Available (Current rating: 7.5A max.)
		P1L	5.5	2.5	9.5	
		P1M	5.5	2.5	11.0	
	 (Right-angled)	P1IR	5.5	2.1	9.5	
		P1JR	5.5	2.1	11.0	
		P1LR	5.5	2.5	9.5	
		P1MR	5.5	2.5	11.0	
Barrel Style		Type No.	A OD	B ID	C L	None
	 (Straight)	P2I	5.5	2.1	9.5	
		P2J	5.5	2.1	11.0	
		P2L	5.5	2.5	9.5	
	 (Right-angled)	P2M	5.5	2.5	11.0	
		P2IR	5.5	2.1	9.5	
		P2JR	5.5	2.1	11.0	
		P2LR	5.5	2.5	9.5	
		P2MR	5.5	2.5	11.0	
Lock Style		Type No.	A OD	B ID	C L	None
	 SWITCHCRAFT original or equivalent	P2S(S761K)	5.53	2.03	12.06	
		P2K(761K)	5.53	2.54	12.06	
		P2C(S760K)	5.53	2.03	9.52	
		P2D(760K)	5.53	2.54	9.52	

Min. Pin Style	Type No.	A	B	C	Quick Adapter Accessory	
		OD	ID	L		
   EIAJ equivalent	P3A	2.35	0.7	11.0	Available (Current rating: 5A max.)	
	P3B	4.0	1.7	11.0		
	P3C	4.75	1.7	11.0		
Center Pin Style	Type No.	A	B	C	D	Available (Current rating: 7.5A max.)
		OD	ID	L	Center Pin	
   EIAJ equivalent	P4A	5.5	3.4	11.0	1.0	
	P4B	6.5	4.4	11.0	1.4	
	P4C	7.4	5.1	11.0	0.6	
Min. DIN 3 Pin with Lock (male)	Type No.	Pin Assignment		Available (Current rating: 7.5A max.)		
		PIN No.	Output			
   KYCON KPPX-3P equivalent	R6B	1	+Vo			
		2	-Vo			
		3	+Vo			
Min. DIN 4 Pin with Lock (male)	Type No.	Pin Assignment		Available (Current rating: 7.5A max.)		
		PIN No.	Output			
   KYCON KPPX-4P equivalent	R7B	1	+Vo			
		2	-Vo			
		3	-Vo			
		4	+Vo			
Stripped and tinned leads	Type No.	Pin Assignment		None		
		PIN No.	Output			
  Length of Land L1 by request (MW's standard length, L: <u>25</u> mm, L1: <u>10</u> mm)	by customer	1 (Ribbed)	+Vo			
		2 (Letter)	-Vo			

■ Installation Manual

Please refer to : <http://www.meanwell.com/manual.html>